

Creating an Account on the NWABSD Forum

This guide will walk you through the steps in creating an account on the forum. This will allow you to post and reply to posts.

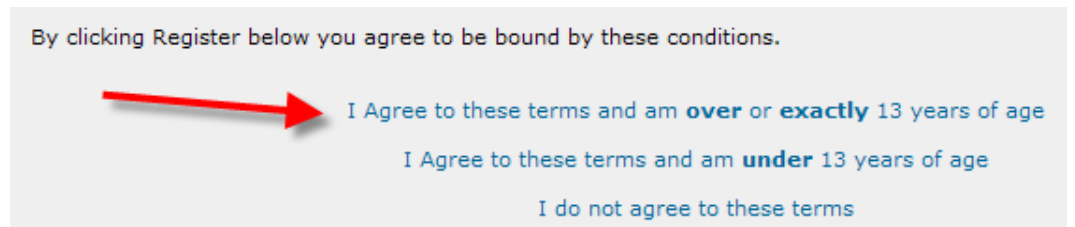
To begin, go to the district homepage (www.nwarctic.org), click on the link to 'NWABSD Forum'.



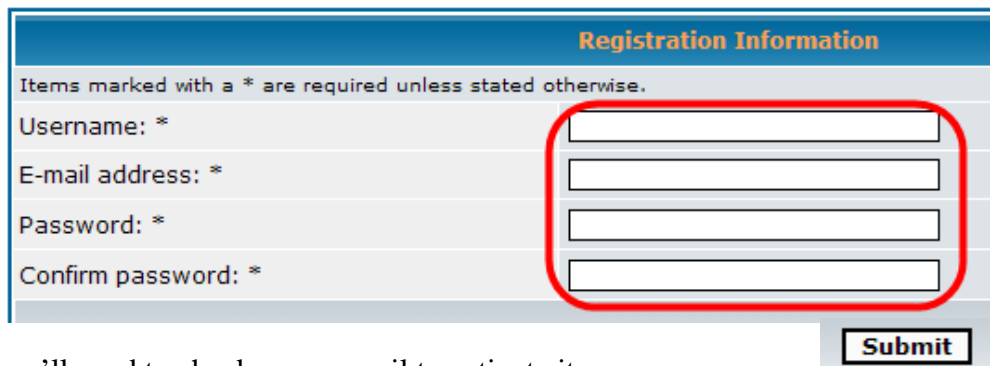
Click on 'Register' to begin creating your account.



Read the agreement terms, if you agree click the link 'I Agree...'

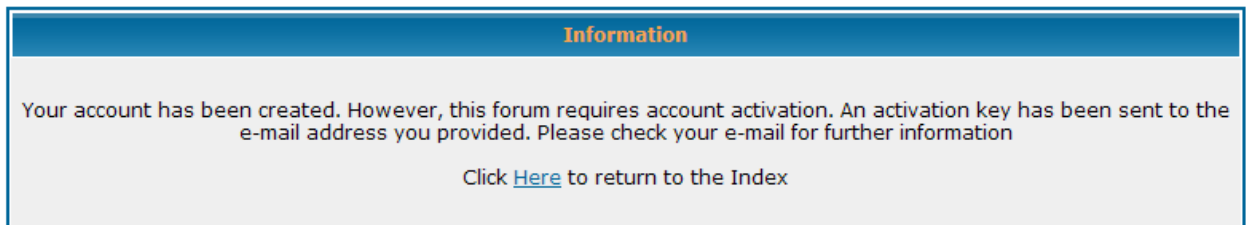


Select a username, this is what you will login with. Your e-mail address MUST be your school e-mail address and end with 'nwarctic.org'.

The image shows a registration form titled "Registration Information". It includes a note: "Items marked with a * are required unless stated otherwise." Below this are four input fields: "Username: *", "E-mail address: *", "Password: *", and "Confirm password: *". A red circle highlights these four input fields. At the bottom right of the form is a "Submit" button.

You can select other options when you are done click submit.

Your account will be created, but you'll need to check your e-mail to activate it.



In your e-mail click on the welcome message.

3:23 pm [Welcome to nwarctic.org Forums](#)

Your account is currently inactive. You cannot use it until you visit the following link:

http://kotzebue.nwabsd.schoolaccess.net/bulletins/profile.php?mode=activate&u=3198&act_key=b8347d

Visit the link in the e-mail, your account will then be active.

Questions: e-mail rgage@nwarctic.org

