



# Northwest Arctic Borough School District

2020 Staff Survey  
2020 School Climate & Connectedness Survey



Report created by  
Panorama Education



# Summary

Topic Description	Results	Comparison
<p><b>Cultural Connectedness</b></p> <p>Perceptions of cultural identity, cultural responsiveness/sensitivity, and instructional equity. Higher scores are better because they reflect more favorable perceptions of cultural connectedness.</p>	<p><b>63%</b></p> <p>▲ 2 since last survey</p>	<p><b>67%</b> K/PK -12</p> <p><b>68%</b> Elementary</p> <p><b>66%</b> Rural Schools</p> <p><b>66%</b> Participating Alaska Districts</p>
<p><b>Family and Community Involvement</b></p> <p>Reflects perceptions of families' and community members' degree of involvement in their school. Higher scores are better because they reflect more favorable perceptions of family and community involvement.</p>	<p><b>52%</b></p> <p>▼ 2 since last survey</p>	<p><b>63%</b> K/PK -12</p> <p><b>72%</b> Elementary</p> <p><b>63%</b> Rural Schools</p> <p><b>67%</b> Participating Alaska Districts</p>
<p><b>Peer Climate</b></p> <p>Student Survey: Students' perceptions of how respectful and helpful students are to one another. Staff Survey: Staff perceptions of how respectful and helpful students are to one another, and towards their teachers. Prior to 2016, the staff scale was called Respectful Climate. Higher scores are better because they reflect more favorable perceptions of peer climate.</p>	<p><b>48%</b></p> <p>▲ 2 since last survey</p>	<p><b>56%</b> K/PK -12</p> <p><b>69%</b> Elementary</p> <p><b>58%</b> Rural Schools</p> <p><b>65%</b> Participating Alaska Districts</p>
<p><b>School Leadership and Involvement</b></p> <p>Staff perceptions of the decision making of school leaders, as well as the fairness of school rules.</p>	<p><b>68%</b></p> <p>▲ 2 since last survey</p>	<p><b>70%</b> K/PK -12</p> <p><b>72%</b> Elementary</p> <p><b>72%</b> Rural Schools</p> <p><b>73%</b> Participating Alaska Districts</p>
<p><b>School Safety</b></p> <p>Student and staff perceptions of bullies and gangs at school, as well as community crime and violence that affect school life. Higher scores are better because they reflect more favorable perceptions of safety in schools and communities.</p>	<p><b>58%</b></p> <p>▼ 2 since last survey</p>	<p><b>73%</b> K/PK -12</p> <p><b>79%</b> Elementary</p> <p><b>75%</b> Rural Schools</p> <p><b>78%</b> Participating Alaska Districts</p>



### Social and Emotional Learning

**41%**

- 51%** K/PK -12
- 63%** Elementary
- 51%** Rural Schools
- 58%** Participating Alaska Districts

### Staff Beliefs

**81%**

- 83%** K/PK -12
- 86%** Elementary
- 84%** Rural Schools
- 85%** Participating Alaska Districts

### Staff to Staff Relationships

**71%**

- 73%** K/PK -12
- 76%** Elementary
- 72%** Rural Schools
- 75%** Participating Alaska Districts

### Staff to Student Relationships

**69%**

- 71%** K/PK -12
- 79%** Elementary
- 72%** Rural Schools
- 75%** Participating Alaska Districts

### Student Involvement

Student and staff perceptions of student participation in school governance. Higher scores are better because they reflect more favorable perceptions of student involvement.

**49%**

**▲ 2**  
since last survey

- 54%** K/PK -12
- 58%** Elementary
- 55%** Rural Schools
- 60%** Participating Alaska Districts



### Student Risk Behaviors: Delinquent Behaviors

Students and staff reported how often they observed students engage in delinquent behaviors at school and at school events within the past 12 months. Higher scores are better because they reflect more instances of "0 times" of delinquent behaviors.

35%

▼ 2  
since last survey

- 44% K/PK -12
- 40% Elementary
- 45% Rural Schools
- 44% Participating Alaska Districts

### Student Risk Behaviors: Drug and Alcohol Use

Observations of other students engaging in drug and alcohol use at school or school events within the past 12 months. Higher scores are better because they reflect more instances of "0 times" of drug and alcohol use.

72%

▲ 4  
since last survey

- 82% K/PK -12
- 99% Elementary
- 85% Rural Schools
- 84% Participating Alaska Districts

### Trauma Engaged Schools

59%

- 63% K/PK -12
- 68% Elementary
- 64% Rural Schools
- 68% Participating Alaska Districts

181 responses



# Cultural Connectedness

Your average

**63%**

181 responses

Change

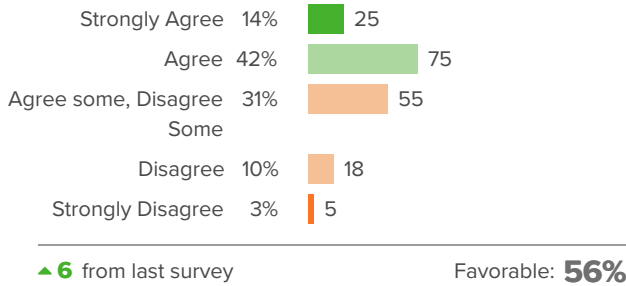
**▲ 2**

since last survey

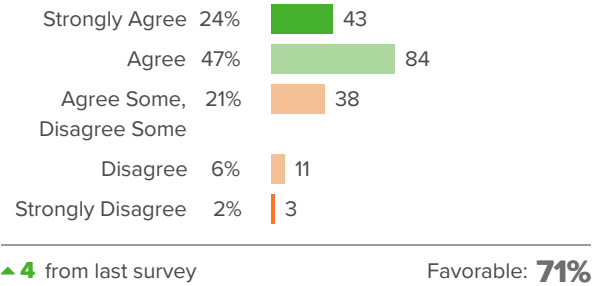
- School Type average: **67%** K/PK -12
- School Type average: **68%** Elementary
- School Type average: **66%** Rural Schools
- State average: **66%** Participating Alaska Districts

## How did people respond?

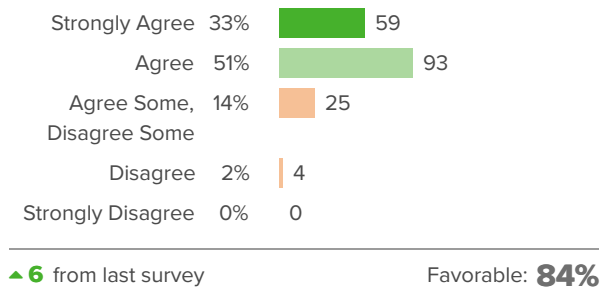
### Q.1: Students in my school have a strong sense of belonging to their culture.



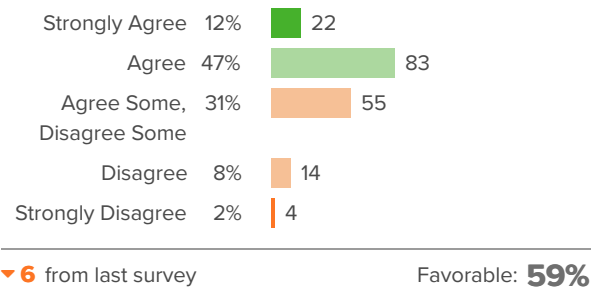
### Q.2: In general, my culture is an important part of my self-image.



### Q.3: This school values the language and cultures of students' families.

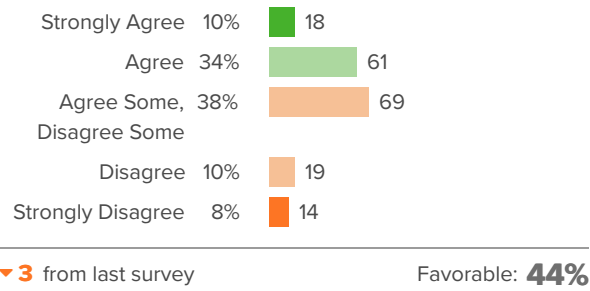


### Q.4: This school prioritizes closing the racial/ethnic achievement gap.





**Q.5: This school uses instructional materials that reflect the culture or ethnicity of its students.**



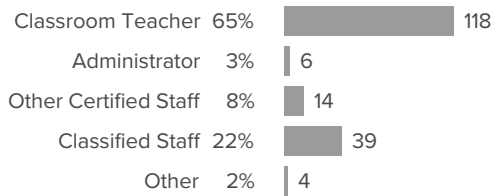


# Demographics

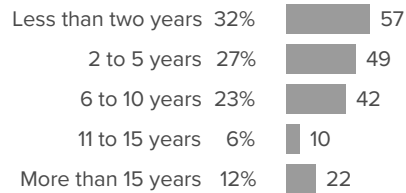
## How did people respond?

---

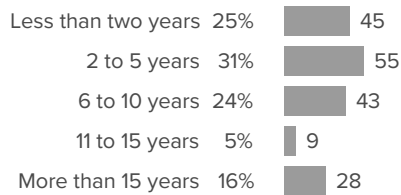
### Q.1: What is your role in this school?



### Q.2: How many years have you worked, in any position, in this school?



### Q.3: How many years have you worked, in any position, in this district?

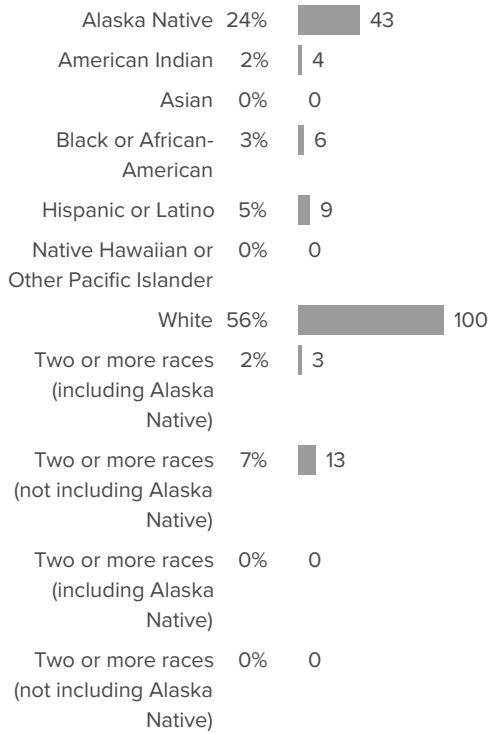


### Q.4: What is your gender?





**Q.5: Which groups describe you best? (Choose all that apply)**







# Family and Community Involvement

Your average

**52%**

181 responses

Change

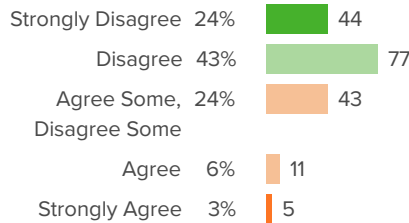
**▼ 2**

since last survey

School Type average: **63%** K/PK -12  
 School Type average: **72%** Elementary  
 School Type average: **63%** Rural Schools  
 State average: **67%** Participating Alaska Districts

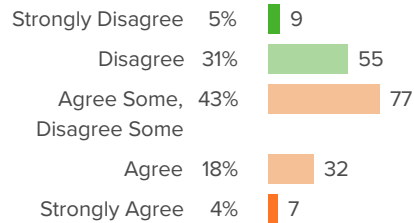
## How did people respond?

### Q.1: This school does not involve parents in most school events or activities.



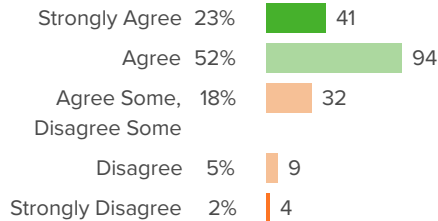
▲ 1 from last survey Favorable: **67%**

### Q.2: At this school, it is difficult to overcome the cultural barriers between teachers and parents.



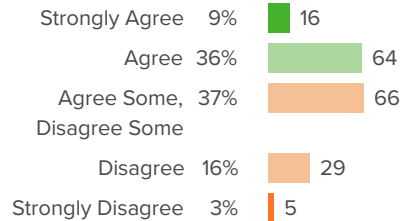
▼ 7 from last survey Favorable: **36%**

### Q.3: The school is a welcoming place for families.



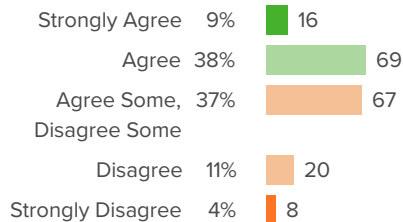
▼ 4 from last survey Favorable: **75%**

### Q.4: Adults in the community support this school.



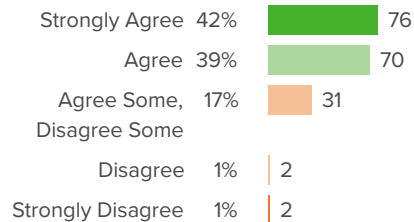
▲ 5 from last survey Favorable: **44%**

### Q.5: Lots of parents come to events at this school.



▲ 2 from last survey Favorable: **47%**

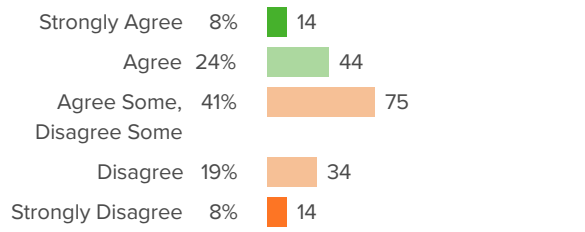
### Q.6: This school values and welcomes elders.



▼ 5 from last survey Favorable: **81%**



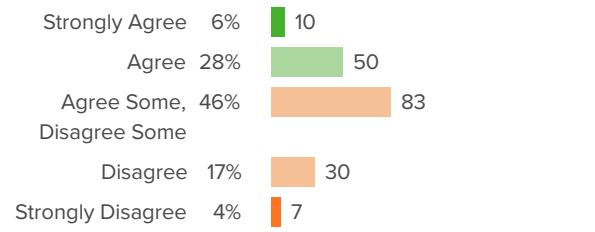
**Q.7: Adults in the community encourage youth to take school seriously.**



▼ 4 from last survey

Favorable: **32%**

**Q.8: Adults in the community know what goes on inside of schools.**



▼ 5 from last survey

Favorable: **33%**



## Peer Climate

Your average

**48%**

181 responses

Change

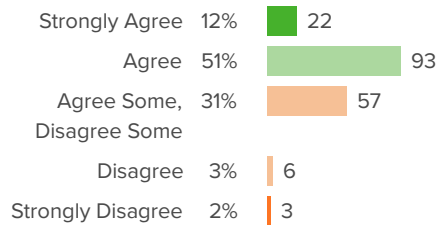
**▲ 2**

since last survey

School Type average: **56%** K/PK -12  
 School Type average: **69%** Elementary  
 School Type average: **58%** Rural Schools  
 State average: **65%** Participating Alaska Districts

### How did people respond?

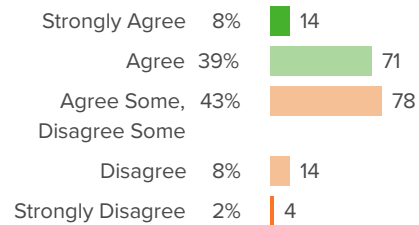
#### Q.1: At this school, students and teachers get along really well.



▲ 10 from last survey

Favorable: **64%**

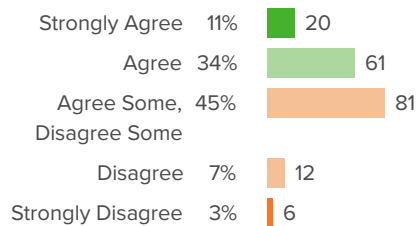
#### Q.2: Students in this school help each other, even if they are not friends.



▲ 2 from last survey

Favorable: **47%**

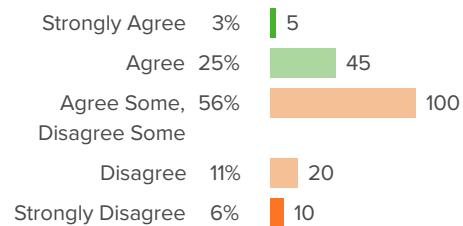
#### Q.3: Teachers and students treat each other with respect in this school.



▼ 1 from last survey

Favorable: **45%**

#### Q.4: Students in this school treat each other with respect.

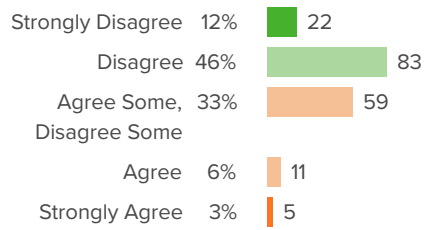


▲ 1 from last survey

Favorable: **28%**



**Q.5: The students in this school don't really care about each other.**



▲ 1 from last survey

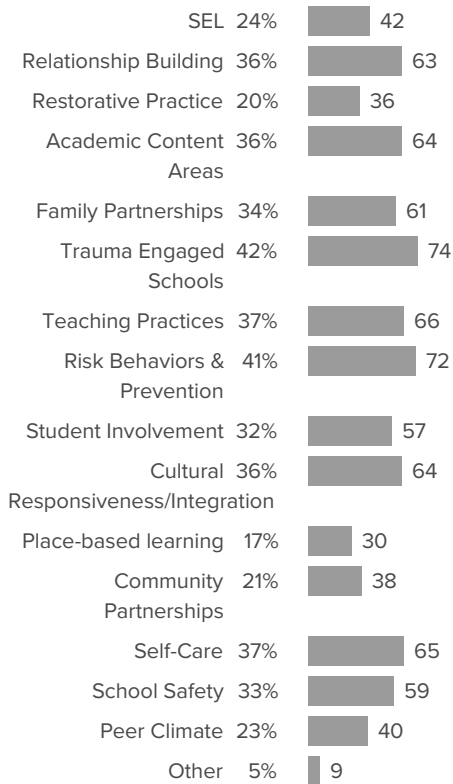
Favorable: **58%**



# Professional Learning Interests

How did people respond? \_\_\_\_\_

**Q.1: What five areas of professional learning are you most interested in? (select five below)**





# School Leadership and Involvement

Your average

**68%**

181 responses

Change

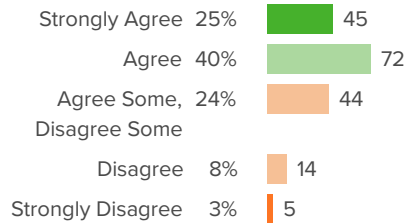
**▲ 2**

since last survey

School Type average: **70%** K/PK -12  
 School Type average: **72%** Elementary  
 School Type average: **72%** Rural Schools  
 State average: **73%** Participating Alaska Districts

## How did people respond?

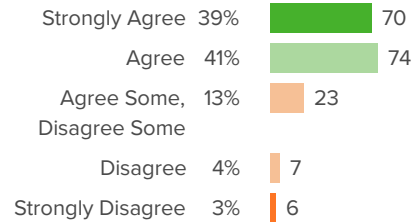
**Q.1: At school, decisions are made based on what is best for students.**



▼ 1 from last survey

Favorable: **65%**

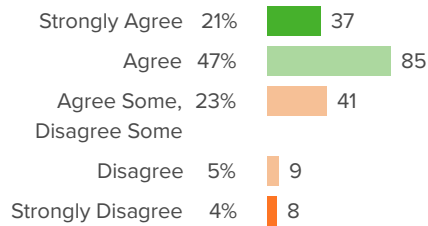
**Q.2: I trust the principal will keep his or her word.**



▲ 5 from last survey

Favorable: **80%**

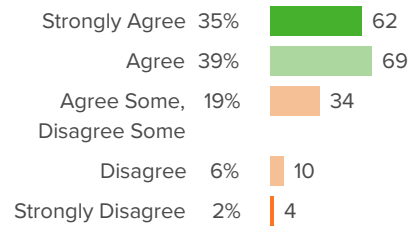
**Q.3: The principal and other leaders in this school make good decisions.**



▲ 2 from last survey

Favorable: **68%**

**Q.4: The principal looks out for the personal welfare of school staff members.**

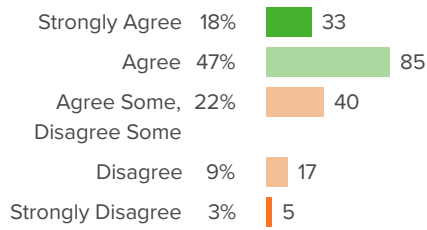


▲ 3 from last survey

Favorable: **73%**



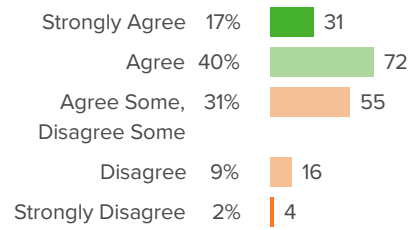
**Q.5: I am satisfied with my involvement with decision-making at this school.**



▲ 3 from last survey

Favorable: **66%**

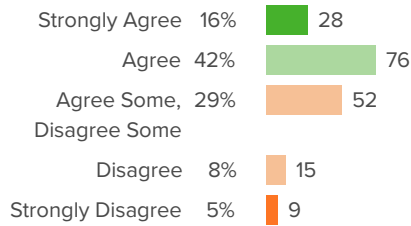
**Q.6: When students break rules, they are treated fairly.**



▲ 0 from last survey

Favorable: **58%**

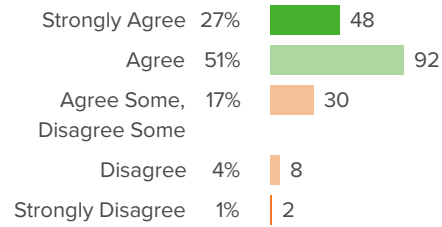
**Q.7: School staff members have a lot of informal opportunities to influence what happens here.**



▲ 2 from last survey

Favorable: **58%**

**Q.8: The work rules at this school are fair.**



▲ 1 from last survey

Favorable: **78%**



# School Safety

Your average

**58%**

181 responses

Change

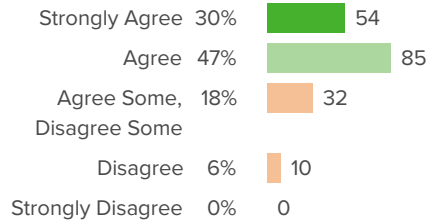
**▼ 2**

since last survey

School Type average: **73%** K/PK -12  
 School Type average: **79%** Elementary  
 School Type average: **75%** Rural Schools  
 State average: **78%** Participating Alaska Districts

## How did people respond?

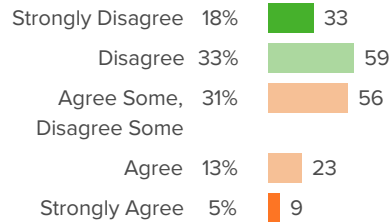
### Q.1: I feel safe at my school.



▲ **1** from last survey

Favorable: **77%**

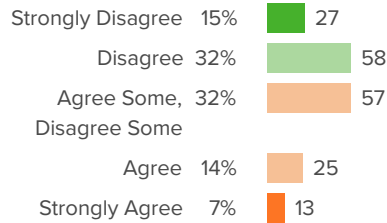
### Q.2: This school is being ruined by bullies.



▼ **5** from last survey

Favorable: **51%**

### Q.3: This school is badly affected by crime and violence in the community.



▲ **0** from last survey

Favorable: **47%**





# Social and Emotional Learning

Your average

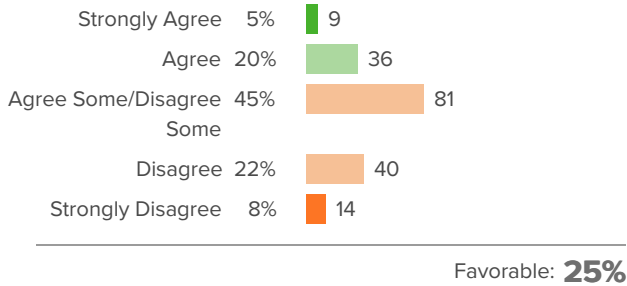
**41%**

181 responses

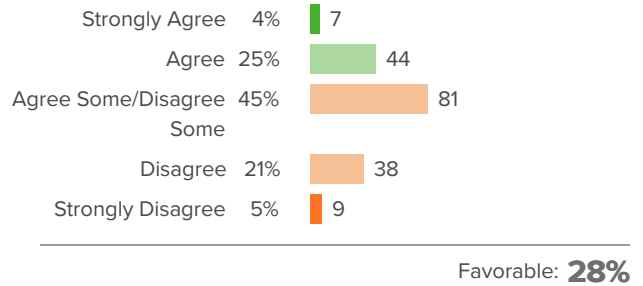
School Type average: **51%** K/PK -12  
 School Type average: **63%** Elementary  
 School Type average: **51%** Rural Schools  
 State average: **58%** Participating Alaska Districts

## How did people respond?

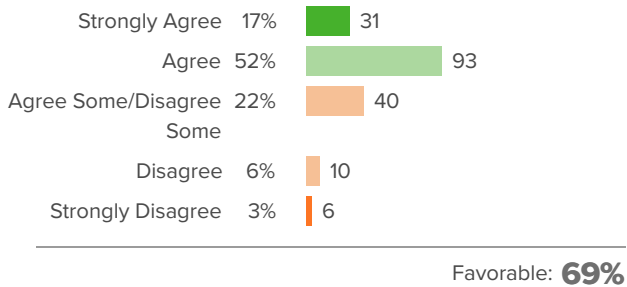
### Q.1: Students in my school work hard to finish tasks even if they are difficult.



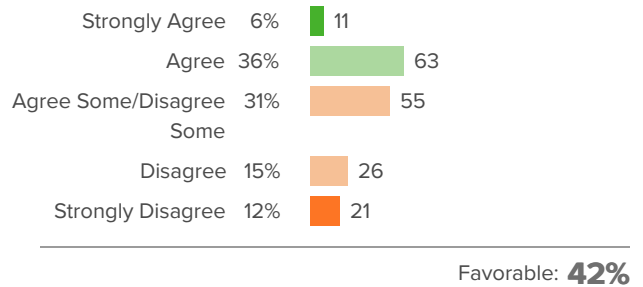
### Q.2: Students in my school can identify the emotions that they feel.



### Q.3: Adults in this school work together in a way that models healthy relationships.



### Q.4: My school follows a plan to teach social-emotional skills.





## Staff Beliefs

Your average

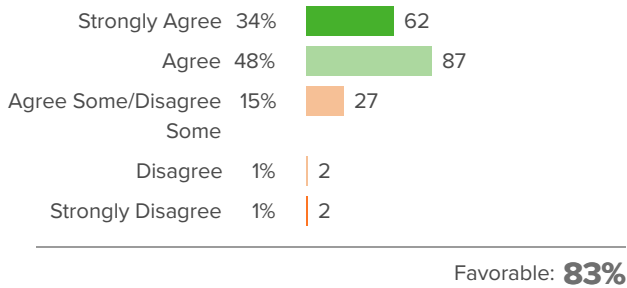
**81%**

181 responses

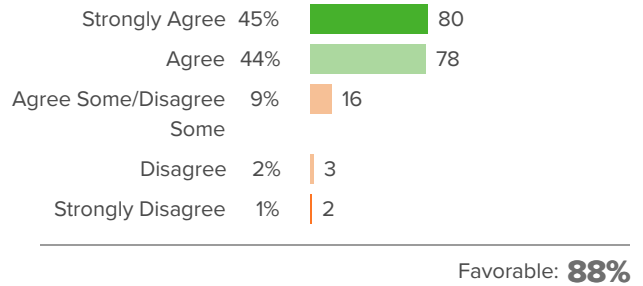
School Type average: **83%** K/PK -12  
 School Type average: **86%** Elementary  
 School Type average: **84%** Rural Schools  
 State average: **85%** Participating Alaska Districts

### How did people respond?

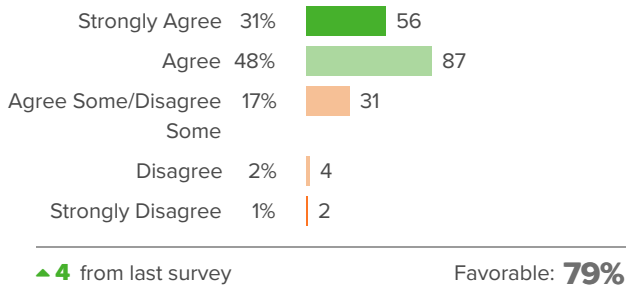
#### Q.1: I get satisfaction from my work.



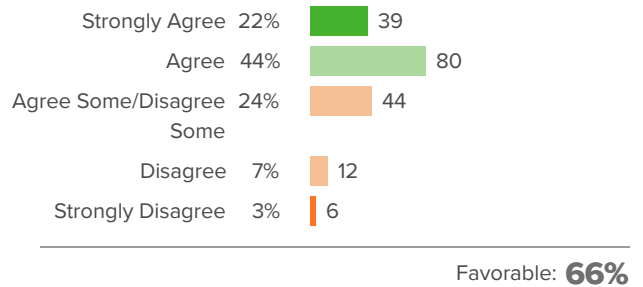
#### Q.2: I believe I can make a difference through my work.



#### Q.3: Teachers and staff believe that all students can do good work.

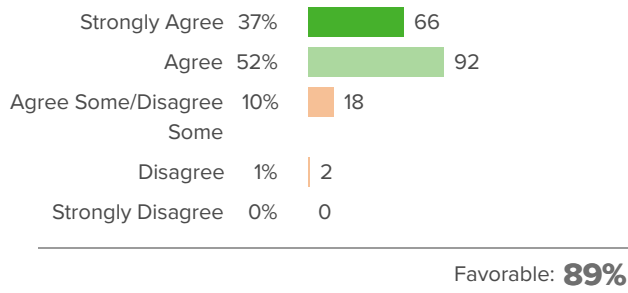


#### Q.4: Student behavior is determined in part by how school staff treat them.





**Q.5: I believe adults' relationships with students can be rebuilt after conflict.**



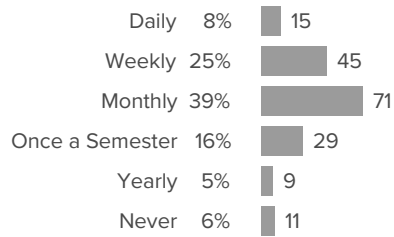


# Staff Communication with Families

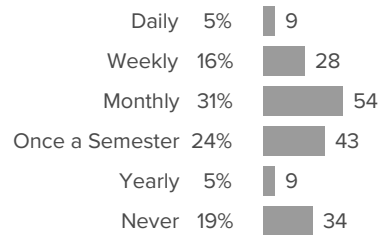
How did people respond?

---

**Q.1: How often do you share ideas with families on what they can do at home to support their child's learning?**



**Q.2: How often do you involve families in decision-making?**





## Staff to Staff Relationships

Your average

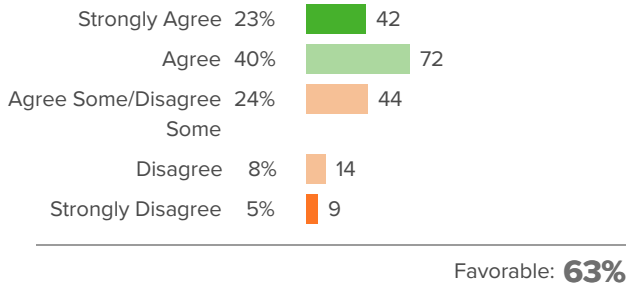
**71%**

181 responses

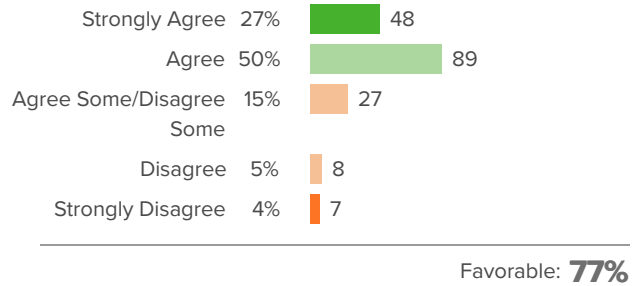
School Type average: **73%** K/PK -12  
 School Type average: **76%** Elementary  
 School Type average: **72%** Rural Schools  
 State average: **75%** Participating Alaska Districts

### How did people respond?

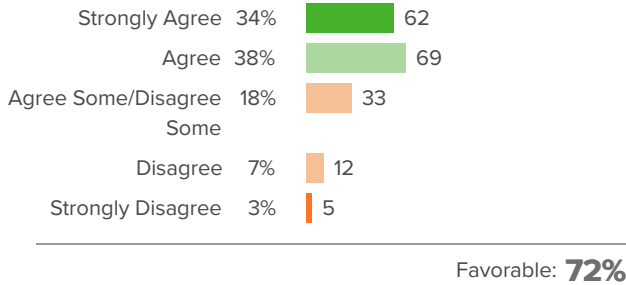
#### Q.1: Staff collaborate effectively to make decisions and problem solve as a group.



#### Q.2: Teachers at this school help each other, even if they are not personal friends.



#### Q.3: I feel supported by the people I work with.





# Staff to Student Relationships

Your average

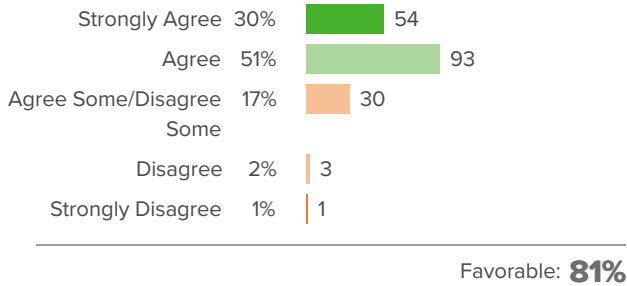
**69%**

181 responses

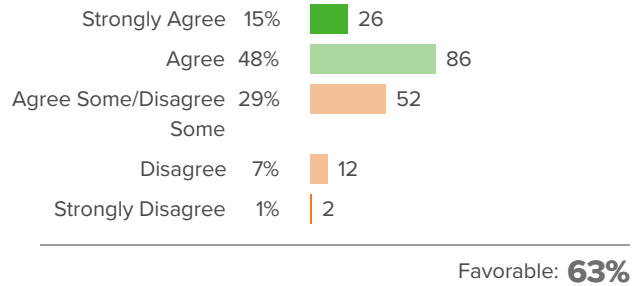
School Type average: **71%** K/PK -12  
 School Type average: **79%** Elementary  
 School Type average: **72%** Rural Schools  
 State average: **75%** Participating Alaska Districts

## How did people respond?

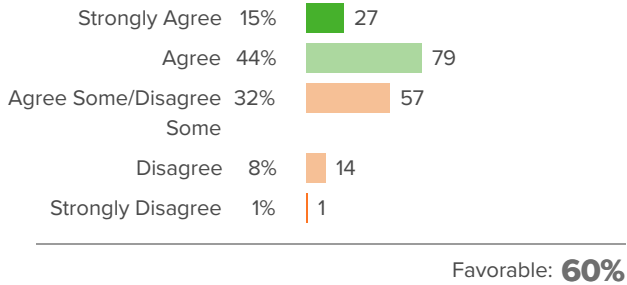
### Q.1: Adults who work in this school treat students with respect.



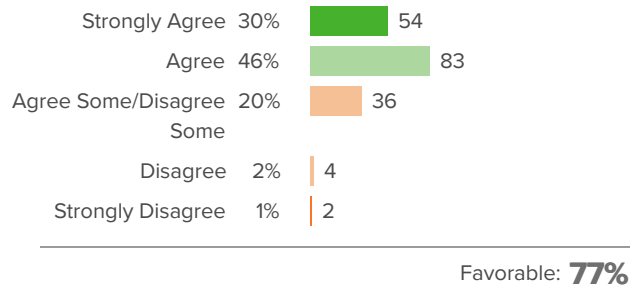
### Q.2: Every student at our school feels that they have an adult who will miss them when they are absent.



### Q.3: Every student at our school has an adult whom they feel comfortable talking to about things that are bothering them.

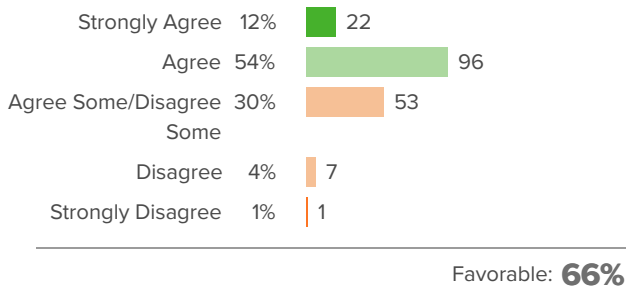


### Q.4: Teachers and staff in my school care about every student.





**Q.5: Staff provide opportunities for students to decide things like classroom activities or rules.**





# Student Involvement

Your average

**49%**

181 responses

Change

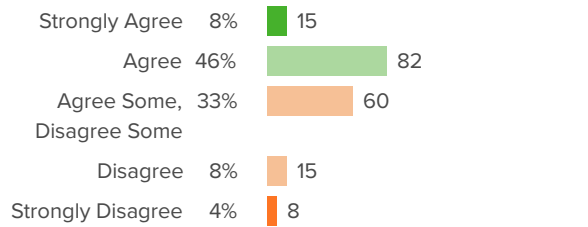
**▲ 2**

since last survey

School Type average: **54%** K/PK -12  
 School Type average: **58%** Elementary  
 School Type average: **55%** Rural Schools  
 State average: **60%** Participating Alaska Districts

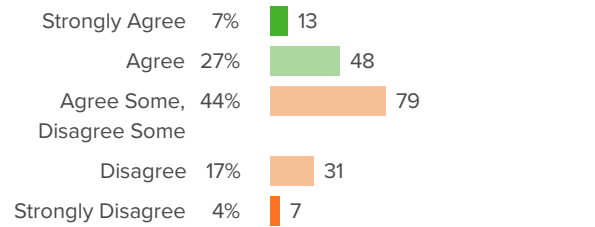
## How did people respond?

### Q.1: In this school, students are given a chance to help make decisions.



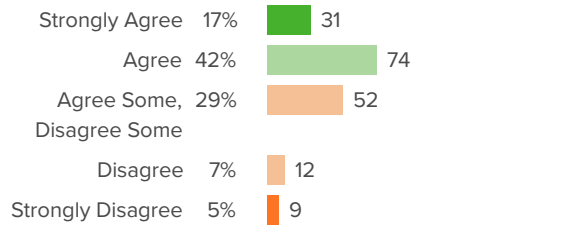
▲ 5 from last survey Favorable: **54%**

### Q.2: Students are involved in helping to solve school problems.



▲ 1 from last survey Favorable: **34%**

### Q.3: The principal asks students about their ideas.



▼ 1 from last survey Favorable: **59%**





# Student Risk Behaviors: Delinquent Behaviors

Your average

**35%**

181 responses

Change

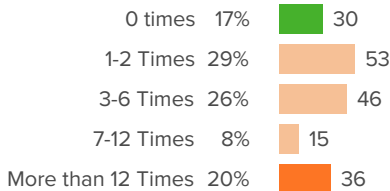
**▼ 2**

since last survey

- School Type average: **44%** K/PK -12
- School Type average: **40%** Elementary
- School Type average: **45%** Rural Schools
- State average: **44%** Participating Alaska Districts

## How did people respond?

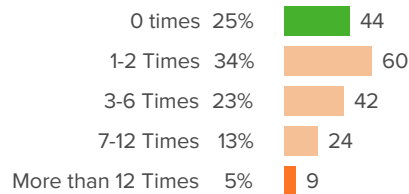
### Q.1: Destroy things (such as school property, or people's personal items)



▼ 7 from last survey

Favorable: **17%**

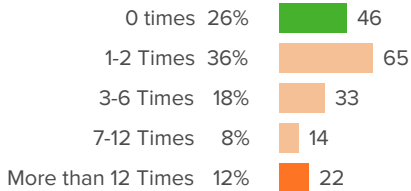
### Q.2: Get into fights with other students



▼ 3 from last survey

Favorable: **25%**

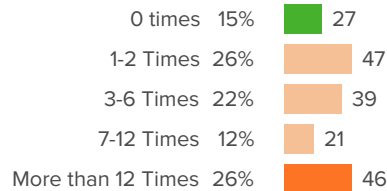
### Q.3: Steal things (such as taking things from the school or other people)



▲ 1 from last survey

Favorable: **26%**

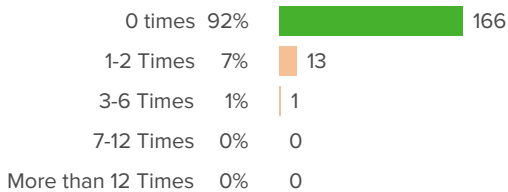
### Q.4: Threaten or bully students



▼ 2 from last survey

Favorable: **15%**

### Q.5: Carry weapons



▲ 3 from last survey

Favorable: **92%**



# Student Risk Behaviors: Drug and Alcohol Use

Your average

**72%**

181 responses

Change

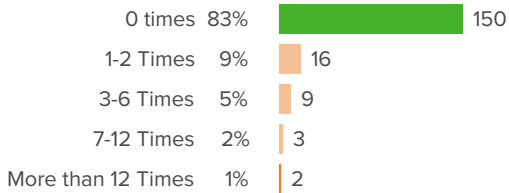
**▲ 4**

since last survey

- School Type average: **82%** K/PK -12
- School Type average: **99%** Elementary
- School Type average: **85%** Rural Schools
- State average: **84%** Participating Alaska Districts

## How did people respond?

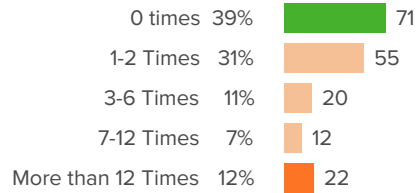
### Q.1: Under the influence of drugs (such as meth, heroin, cocaine, etc.)



▼ 2 from last survey

Favorable: **83%**

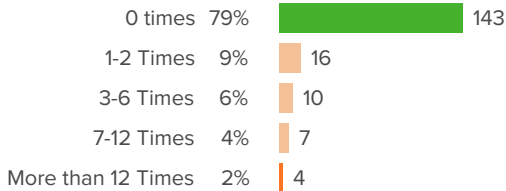
### Q.2: Under the influence of marijuana



▼ 6 from last survey

Favorable: **39%**

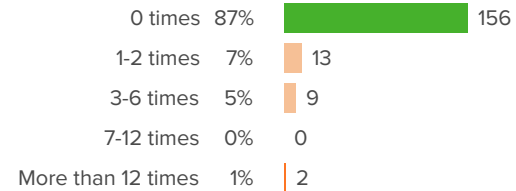
### Q.3: Under the influence of alcohol (beer, wine, liquor, such as vodka or whiskey, etc.)



▲ 6 from last survey

Favorable: **79%**

### Q.4: Vaping (such as e-cigarettes, e-cigars, e-pipes, e-hookah, vape pens (JUULs))



Favorable: **87%**



# Trauma Engaged Schools

Your average

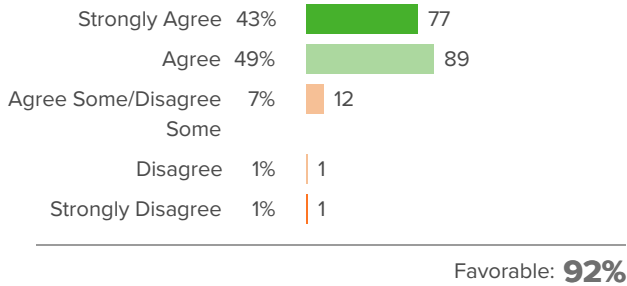
**59%**

181 responses

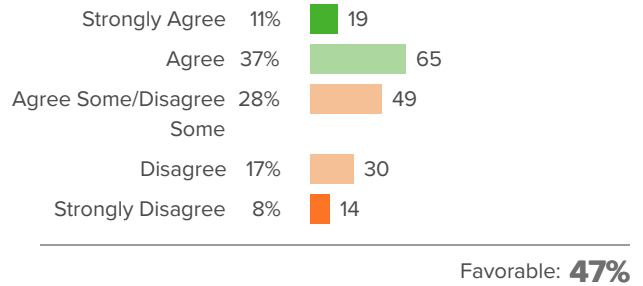
- School Type average: **63%** K/PK -12
- School Type average: **68%** Elementary
- School Type average: **64%** Rural Schools
- State average: **68%** Participating Alaska Districts

## How did people respond?

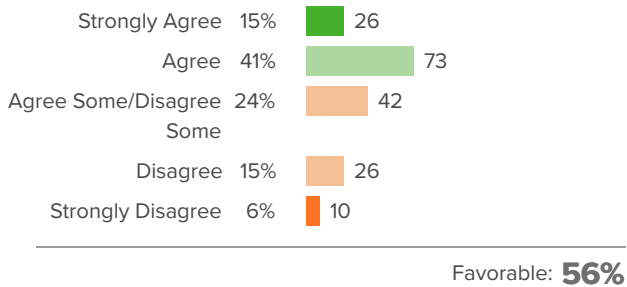
**Q.1: I understand how experiences of trauma can affect a person's coping skills and behaviors.**



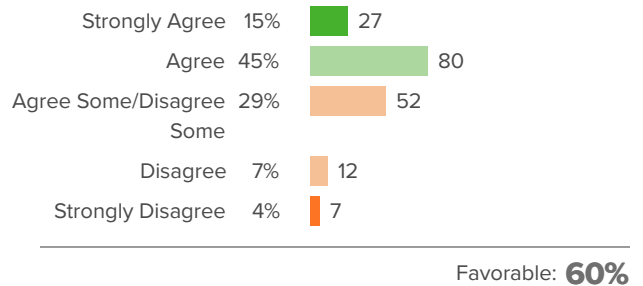
**Q.2: At my school, there are support systems to respond to trauma experienced by students**



**Q.3: At my school, I feel supported to respond to trauma experienced by students.**

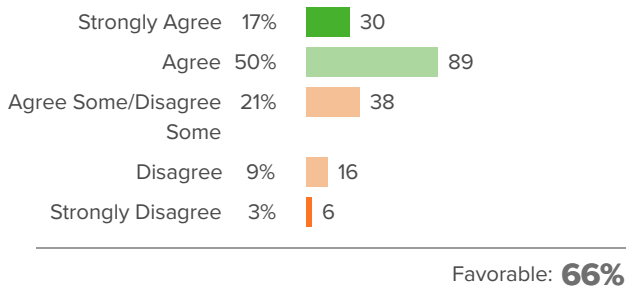


**Q.4: I know specific skills and strategies I can use to help students who have experienced trauma to do well in our school.**





**Q.5: I know my role in supporting students experiencing trauma.**



**Q.6: I feel worn out in my work in ways that interfere with other parts of my life.**

