



Northwest Arctic Borough School District

2021 Staff Survey
2021 School Climate & Connectedness Survey



Report created by
Panorama Education



Summary

Topic Description	Results	Comparison
<p>Cultural Connectedness</p> <p>Perceptions of cultural identity, cultural responsiveness/sensitivity, and instructional equity. Higher scores are better because they reflect more favorable perceptions of cultural connectedness.</p>	<p>62%</p> <p>▼ 1 since last survey</p>	<p>67% Participating Alaska Districts</p>
<p>Family and Community Involvement</p> <p>Reflects perceptions of families' and community members' degree of involvement in their school. Higher scores are better because they reflect more favorable perceptions of family and community involvement.</p>	<p>52%</p> <p>0 since last survey</p>	<p>64% Participating Alaska Districts</p>
<p>Peer Climate</p> <p>Student Survey: Students' perceptions of how respectful and helpful students are to one another. Staff Survey: Staff perceptions of how respectful and helpful students are to one another, and towards their teachers. Prior to 2016, the staff scale was called Respectful Climate. Higher scores are better because they reflect more favorable perceptions of peer climate.</p>	<p>66%</p> <p>▲ 18 since last survey</p>	<p>74% Participating Alaska Districts</p>
<p>School Climate During COVID-19</p>	<p>61%</p>	<p>62% Participating Alaska Districts</p>
<p>School Leadership and Involvement</p> <p>Staff perceptions of the decision making of school leaders, as well as the fairness of school rules.</p>	<p>69%</p> <p>▲ 1 since last survey</p>	<p>76% Participating Alaska Districts</p>
<p>School Safety</p> <p>Student and staff perceptions of bullies and gangs at school, as well as community crime and violence that affect school life. Higher scores are better because they reflect more favorable perceptions of safety in schools and communities.</p>	<p>81%</p> <p>▲ 23 since last survey</p>	<p>86% Participating Alaska Districts</p>
<p>Social and Emotional Learning</p>	<p>45%</p> <p>▲ 4 since last survey</p>	<p>62% Participating Alaska Districts</p>



Staff Beliefs

85%

▲ 4
since last survey

87% Participating Alaska Districts

Staff to Staff Relationships

73%

▲ 2
since last survey

78% Participating Alaska Districts

Staff to Student Relationships

69%

0
since last survey

78% Participating Alaska Districts

Student Involvement

Student and staff perceptions of student participation in school governance. Higher scores are better because they reflect more favorable perceptions of student involvement.

41%

▼ 8
since last survey

57% Participating Alaska Districts

Student Risk Behaviors: Delinquent Behaviors

Students and staff reported how often they observed students engage in delinquent behaviors at school and at school events within the past 12 months. Higher scores are better because they reflect more instances of "0 times" of delinquent behaviors.

71%

▲ 36
since last survey

67% Participating Alaska Districts

Student Risk Behaviors: Drug and Alcohol Use

Observations of other students engaging in drug and alcohol use at school or school events within the past 12 months. Higher scores are better because they reflect more instances of "0 times" of drug and alcohol use.

85%

▲ 13
since last survey

92% Participating Alaska Districts

Trauma Engaged Schools

59%

0
since last survey

70% Participating Alaska Districts

218 responses



Cultural Connectedness

Your average

62%

218 responses

Change

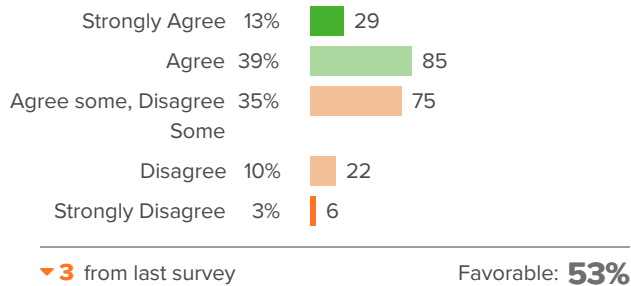
▼ **1**

since last survey

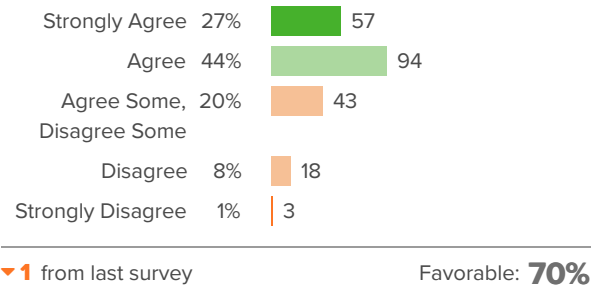
State average: **67%** Participating Alaska Districts

How did people respond?

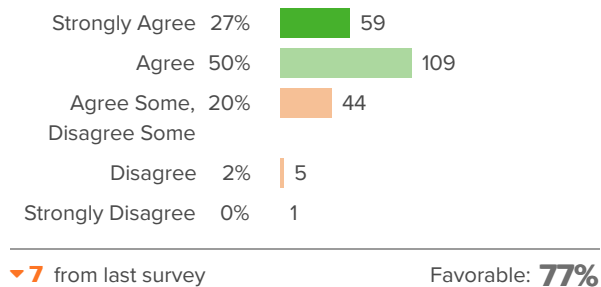
Q.1: Students in my school have a strong sense of belonging to their culture.



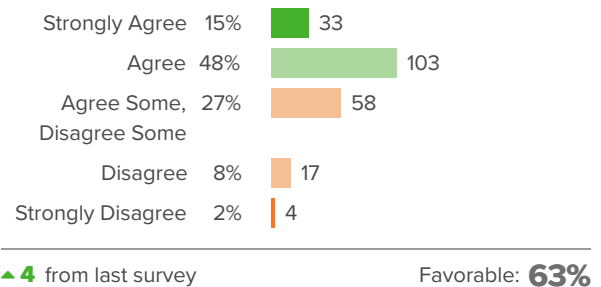
Q.2: In general, my culture is an important part of my self-image.



Q.3: This school values the language and cultures of students' families.

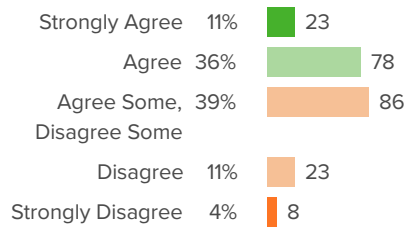


Q.4: This school prioritizes closing the racial/ethnic achievement gap.





Q.5: This school uses instructional materials that reflect the culture or ethnicity of its students.



▲ 2 from last survey

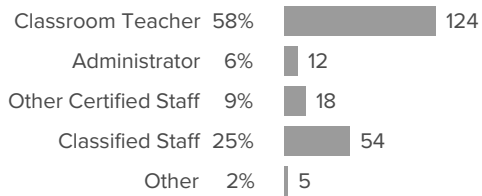
Favorable: **46%**



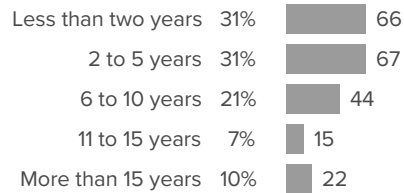
Demographics

How did people respond?

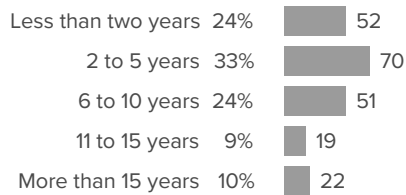
Q.1: What is your role in this school?



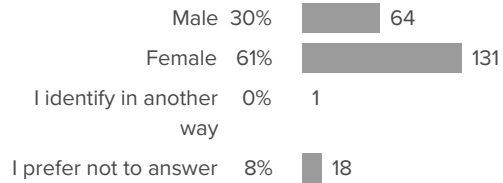
Q.2: How many years have you worked, in any position, in this school?



Q.3: How many years have you worked, in any position, in this district?

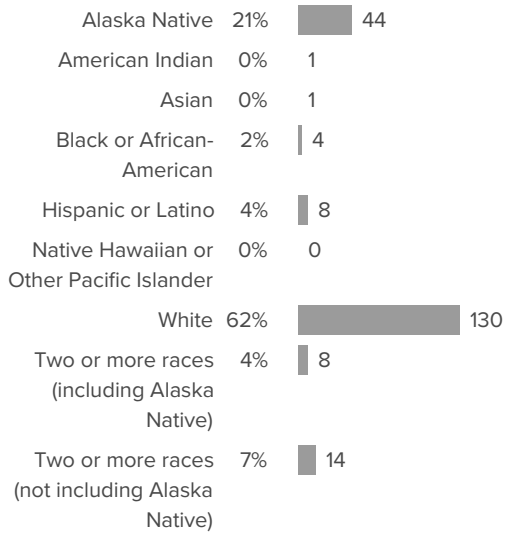


Q.4: How do you identify yourself?





Q.5: Which groups describe you best? (Choose all that apply)





Family and Community Involvement

Your average

52%

218 responses

Change

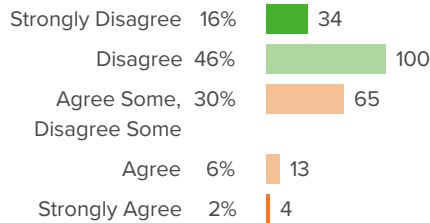
0

since last survey

State average: **64%** Participating Alaska Districts

How did people respond?

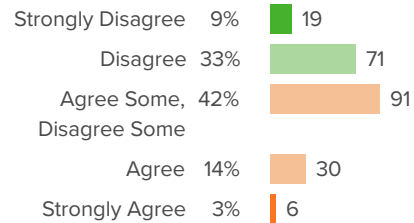
Q.1: This school does not involve parents in most school events or activities.



▼ **5** from last survey

Favorable: **62%**

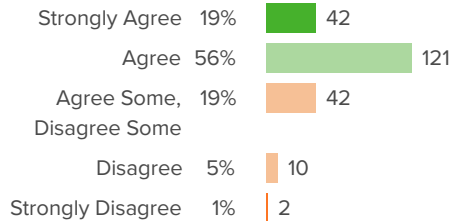
Q.2: At this school, it is difficult to overcome the cultural barriers between teachers and parents.



▲ **5** from last survey

Favorable: **41%**

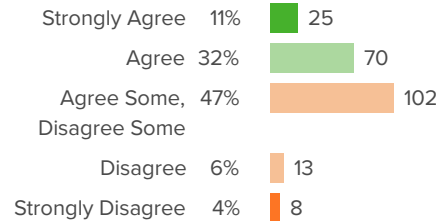
Q.3: The school is a welcoming place for families.



▲ **0** from last survey

Favorable: **75%**

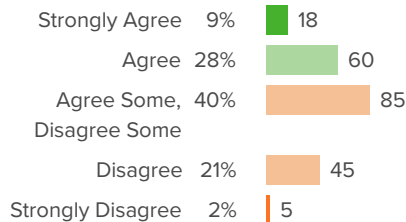
Q.4: Adults in the community support this school.



▲ **0** from last survey

Favorable: **44%**

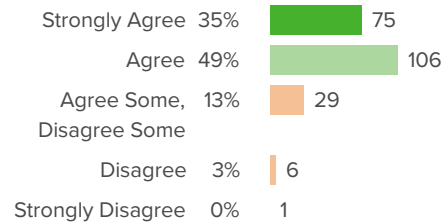
Q.5: Lots of parents come to events at this school.



▼ **10** from last survey

Favorable: **37%**

Q.6: This school values and welcomes elders.

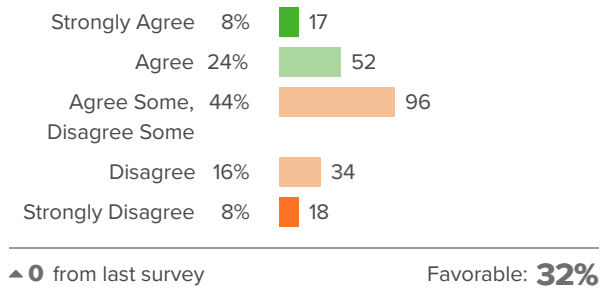


▲ **2** from last survey

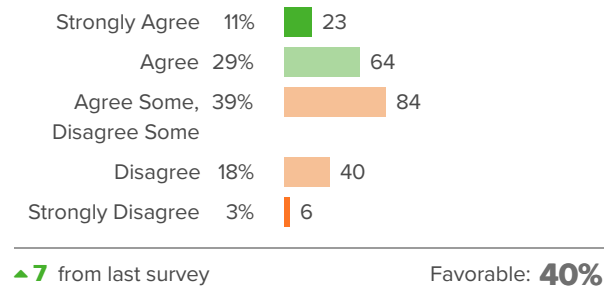
Favorable: **83%**



Q.7: Adults in the community encourage youth to take school seriously.



Q.8: Adults in the community know what goes on inside of schools.





Peer Climate

Your average

66%

218 responses

Change

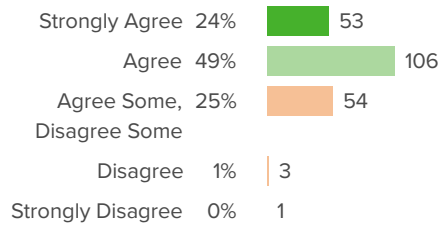
▲ 18

since last survey

State average: **74%** Participating Alaska Districts

How did people respond?

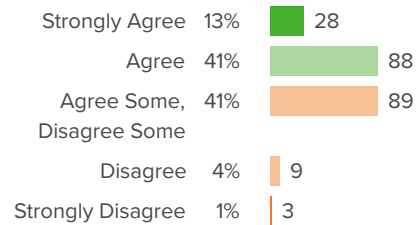
Q.1: At this school, students and teachers get along really well.



▲ 9 from last survey

Favorable: **73%**

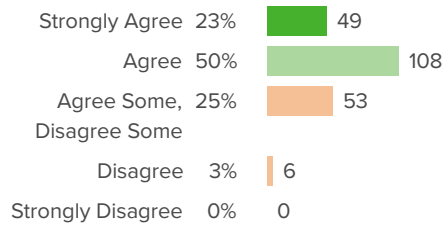
Q.2: Students in this school help each other, even if they are not friends.



▲ 6 from last survey

Favorable: **53%**

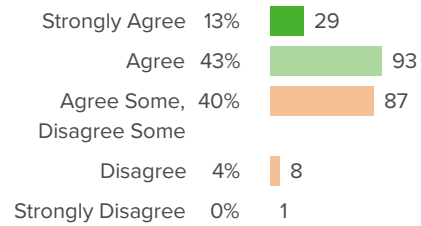
Q.3: Teachers and students treat each other with respect in this school.



▲ 28 from last survey

Favorable: **73%**

Q.4: Students in this school treat each other with respect.

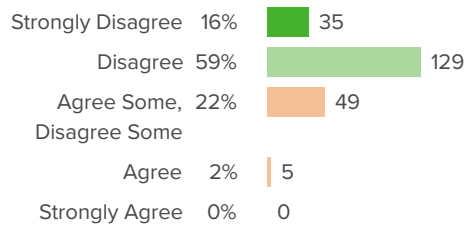


▲ 28 from last survey

Favorable: **56%**



Q.5: The students in this school don't really care about each other.



▲ **17** from last survey

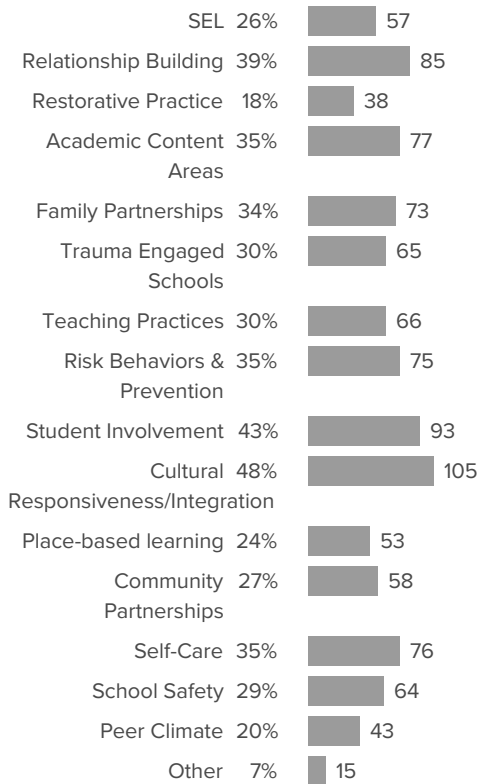
Favorable: **75%**



Professional Learning Interests

How did people respond? _____

Q.1: What five areas of professional learning are you most interested in? (select five below)





School Climate During COVID-19

Your average

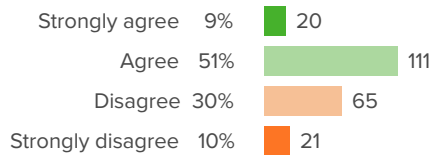
61%

218 responses

State average: **62%** Participating Alaska Districts

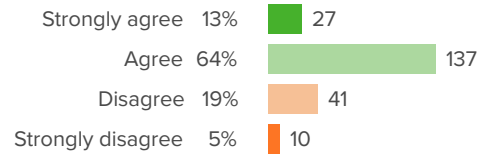
How did people respond?

Q.1: During COVID-19, I feel connected to my students.



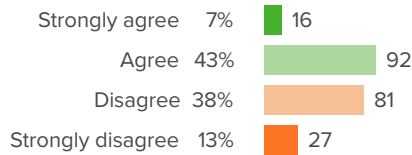
Favorable: **60%**

Q.2: During COVID-19, I feel connected to other staff at my school.



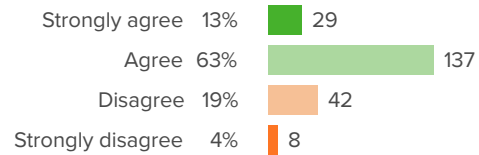
Favorable: **76%**

Q.3: During COVID-19, I feel connected to students' families.



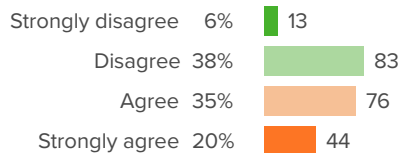
Favorable: **50%**

Q.4: I am confident that I can support students' learning during COVID-19.



Favorable: **77%**

Q.5: During COVID-19, I feel overwhelmed trying to support students in my role.



Favorable: **44%**



School Leadership and Involvement

Your average

69%

218 responses

Change

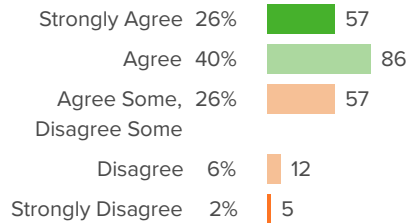
▲ 1

since last survey

State average: **76%** Participating Alaska Districts

How did people respond?

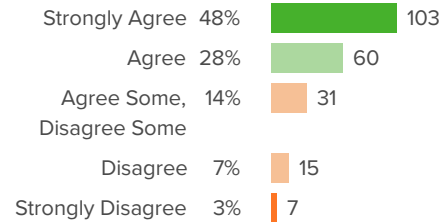
Q.1: At school, decisions are made based on what is best for students.



▲ 1 from last survey

Favorable: **66%**

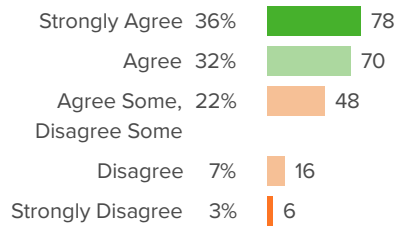
Q.2: I trust the principal will keep his or her word.



▼ 5 from last survey

Favorable: **75%**

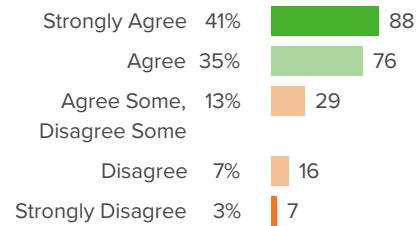
Q.3: The principal and other leaders in this school make good decisions.



▲ 0 from last survey

Favorable: **68%**

Q.4: The principal looks out for the personal welfare of school staff members.

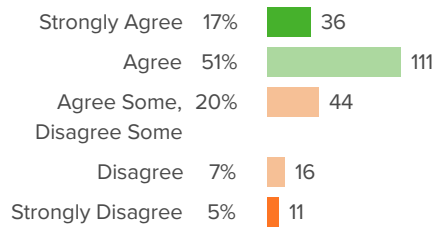


▲ 3 from last survey

Favorable: **76%**



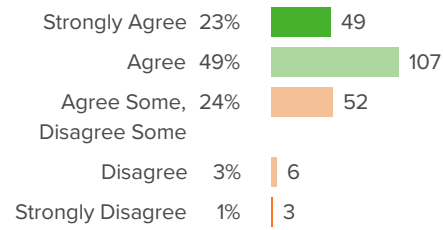
Q.5: I am satisfied with my involvement with decision-making at this school.



▲ 1 from last survey

Favorable: **67%**

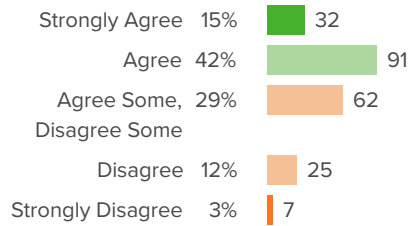
Q.6: When students break rules, they are treated fairly.



▲ 14 from last survey

Favorable: **72%**

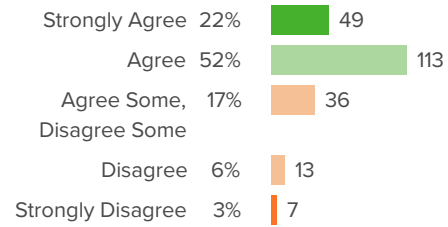
Q.7: School staff members have a lot of informal opportunities to influence what happens here.



▼ 1 from last survey

Favorable: **57%**

Q.8: The work rules at this school are fair.



▼ 4 from last survey

Favorable: **74%**



School Safety

Your average

81%

218 responses

Change

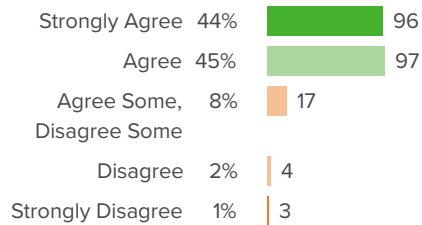
▲ 23

since last survey

State average: **86%** Participating Alaska Districts

How did people respond?

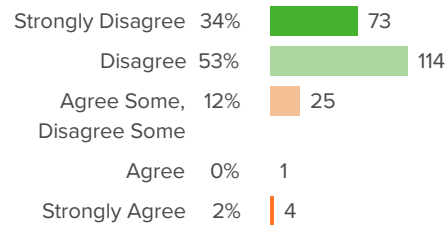
Q.1: I feel safe at my school.



▲ **12** from last survey

Favorable: **89%**

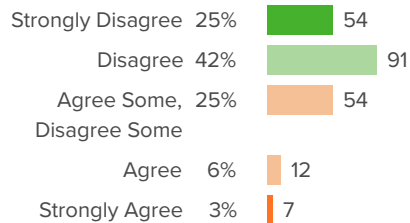
Q.2: This school is being ruined by bullies.



▲ **35** from last survey

Favorable: **86%**

Q.3: This school is badly affected by crime and violence in the community.



▲ **20** from last survey

Favorable: **67%**



Social and Emotional Learning

Your average

45%

218 responses

Change

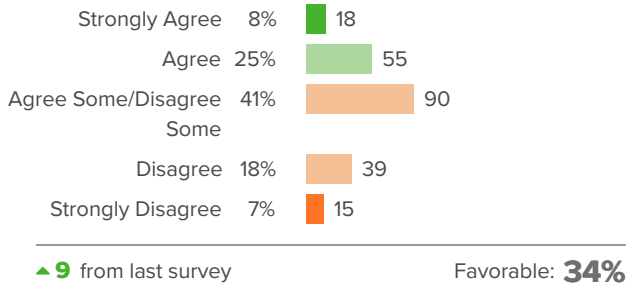
▲ 4

since last survey

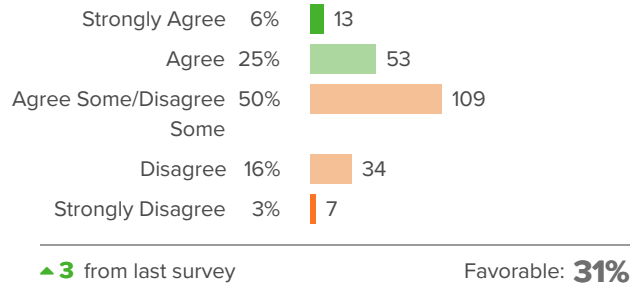
State average: **62%** Participating Alaska Districts

How did people respond?

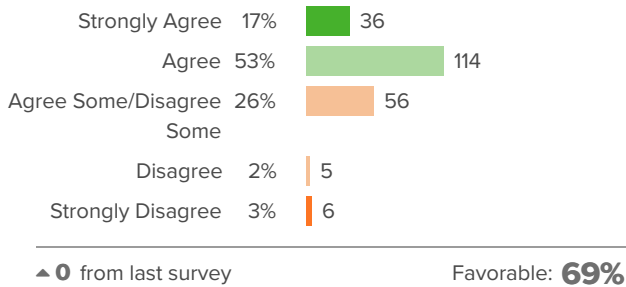
Q.1: Students in my school work hard to finish tasks even if they are difficult.



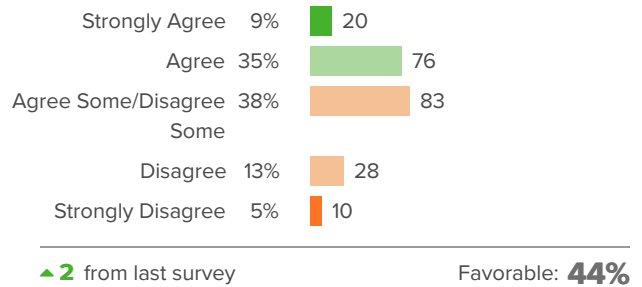
Q.2: Students in my school can identify the emotions that they feel.



Q.3: Adults in this school work together in a way that models healthy relationships.



Q.4: My school follows a plan to teach social-emotional skills.





Staff Beliefs

Your average

85%

218 responses

Change

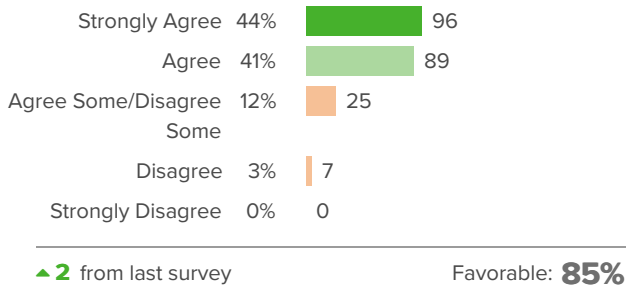
▲ 4

since last survey

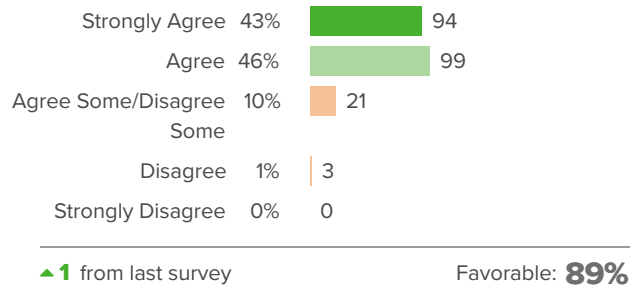
State average: **87%** Participating Alaska Districts

How did people respond?

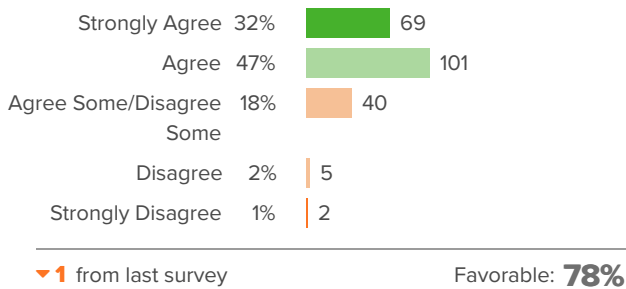
Q.1: I get satisfaction from my work.



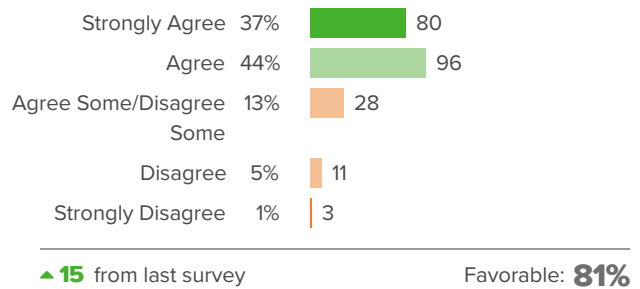
Q.2: I believe I can make a difference through my work.



Q.3: Teachers and staff believe that all students can do good work.

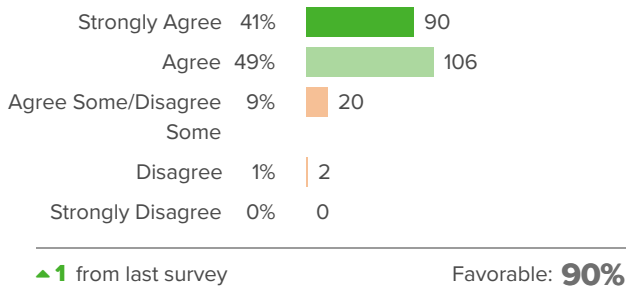


Q.4: Student behavior is determined in part by how school staff treat them.





Q.5: I believe adults' relationships with students can be rebuilt after conflict.

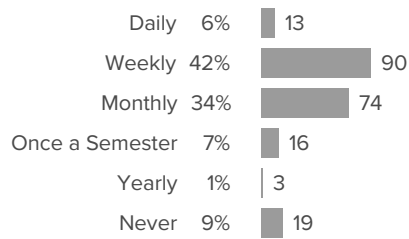




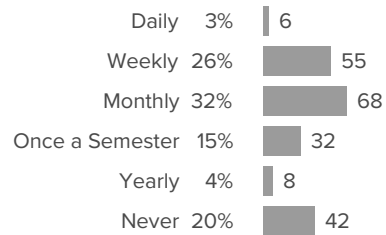
Staff Communication with Families

How did people respond?

Q.1: How often do you share ideas with families on what they can do at home to support their child's learning?



Q.2: How often do you involve families in decision-making?





Staff to Staff Relationships

Your average

73%

218 responses

Change

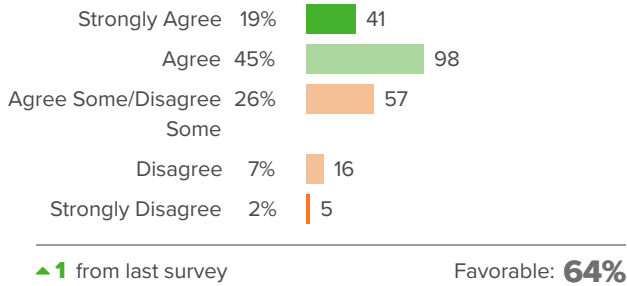
▲ 2

since last survey

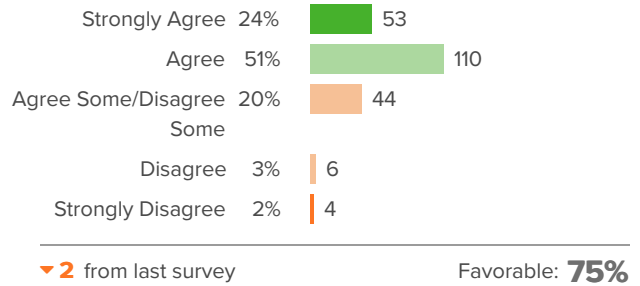
State average: **78%** Participating Alaska Districts

How did people respond?

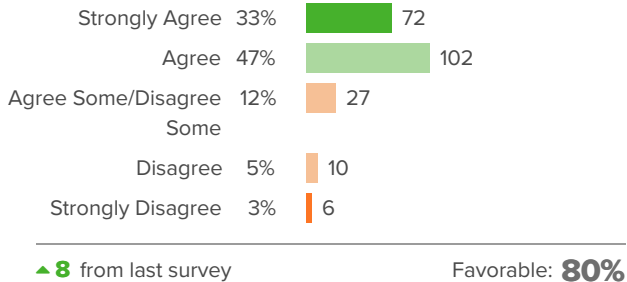
Q.1: Staff collaborate effectively to make decisions and problem solve as a group.



Q.2: Teachers at this school help each other, even if they are not personal friends.



Q.3: I feel supported by the people I work with.





Staff to Student Relationships

Your average

69%

218 responses

Change

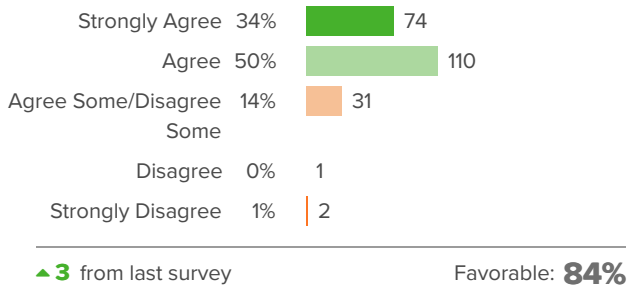
0

since last survey

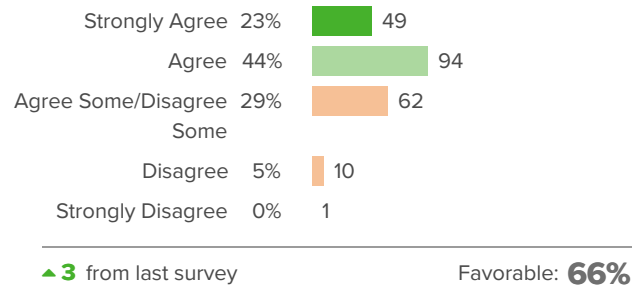
State average: **78%** Participating Alaska Districts

How did people respond?

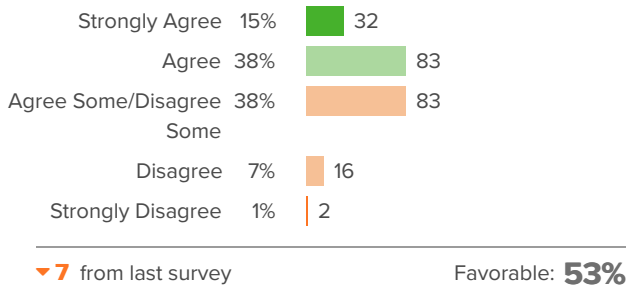
Q.1: Adults who work in this school treat students with respect.



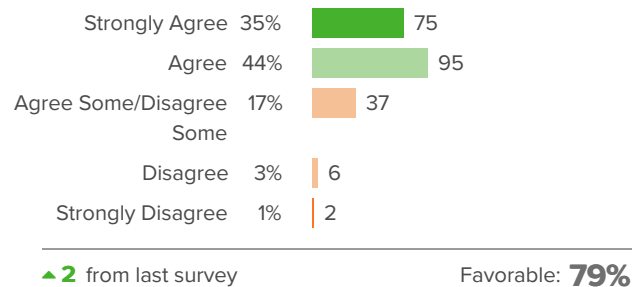
Q.2: Every student at our school feels that they have an adult who will miss them when they are absent.



Q.3: Every student at our school has an adult whom they feel comfortable talking to about things that are bothering them.

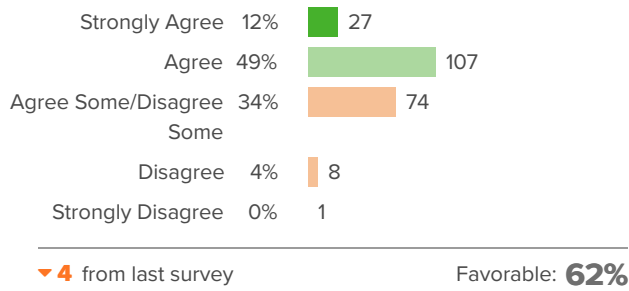


Q.4: Teachers and staff in my school care about every student.





Q.5: Staff provide opportunities for students to decide things like classroom activities or rules.





Student Involvement

Your average

41%

218 responses

Change

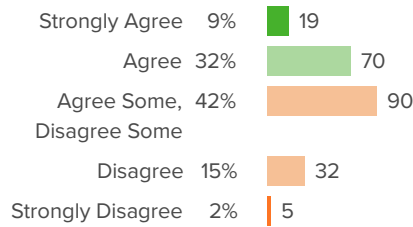
▼ **8**

since last survey

State average: **57%** Participating Alaska Districts

How did people respond?

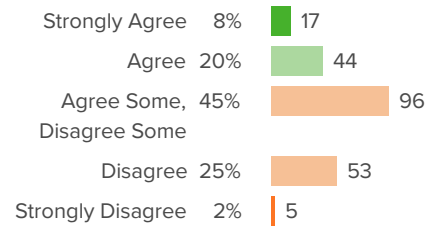
Q.1: In this school, students are given a chance to help make decisions.



▼ **13** from last survey

Favorable: **41%**

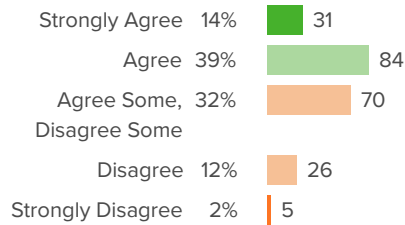
Q.2: Students are involved in helping to solve school problems.



▼ **6** from last survey

Favorable: **28%**

Q.3: The principal asks students about their ideas.



▼ **6** from last survey

Favorable: **53%**



Student Risk Behaviors: Delinquent Behaviors

Your average

71%

218 responses

Change

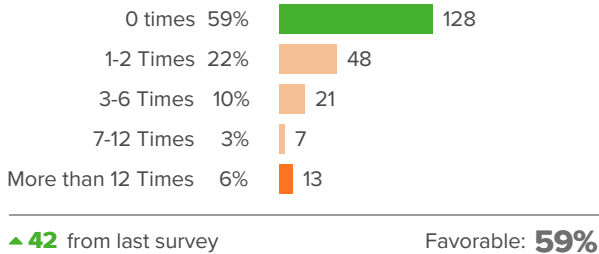
▲ 36

since last survey

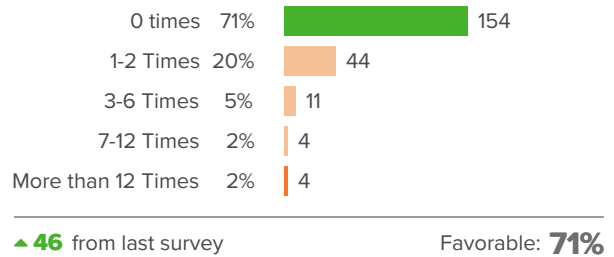
State average: **67%** Participating Alaska Districts

How did people respond?

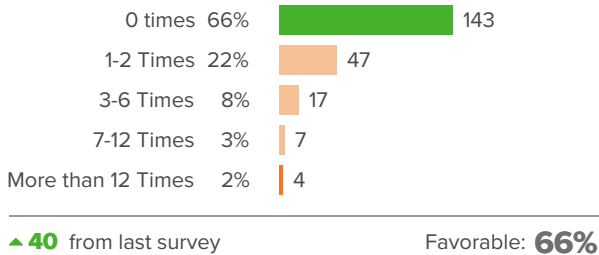
Q.1: Destroy things (such as school property, or people's personal items)



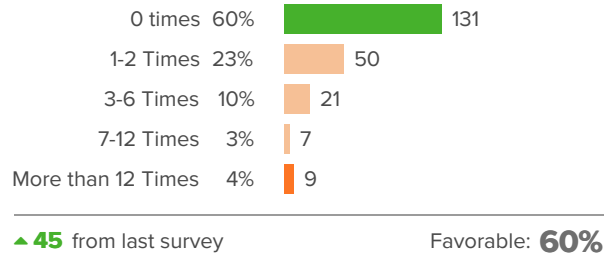
Q.2: Get into fights with other students



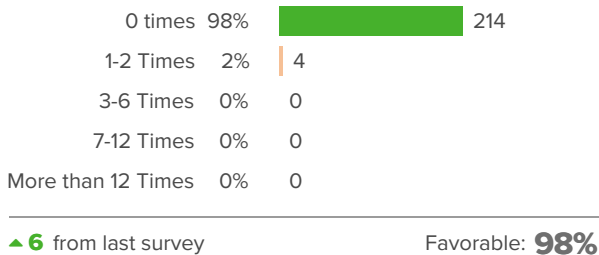
Q.3: Steal things (such as taking things from the school or other people)



Q.4: Threaten or bully students



Q.5: Carry weapons





Student Risk Behaviors: Drug and Alcohol Use

Your average

85%

218 responses

Change

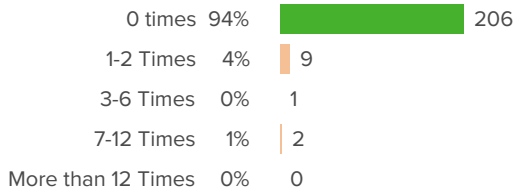
▲ 13

since last survey

State average: **92%** Participating Alaska Districts

How did people respond?

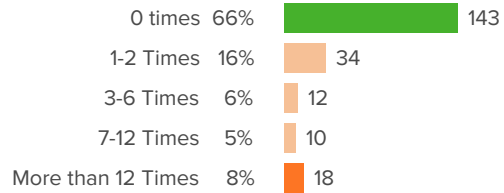
Q.1: Under the influence of drugs (such as meth, heroin, cocaine, etc.)



▲ 11 from last survey

Favorable: **94%**

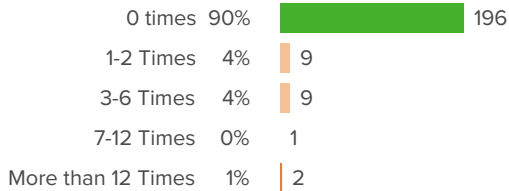
Q.2: Under the influence of marijuana



▲ 27 from last survey

Favorable: **66%**

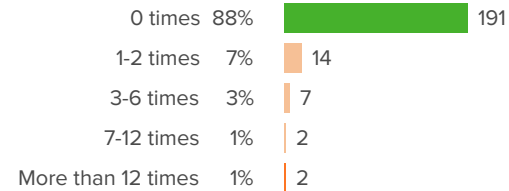
Q.3: Under the influence of alcohol (beer, wine, liquor, such as vodka or whiskey, etc.)



▲ 11 from last survey

Favorable: **90%**

Q.4: Vaping (such as e-cigarettes, e-cigars, e-pipes, e-hookah, vape pens (JUULs))



▲ 1 from last survey

Favorable: **88%**



Trauma Engaged Schools

Your average

59%

218 responses

Change

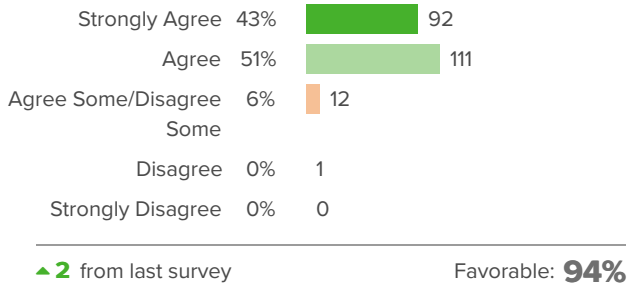
0

since last survey

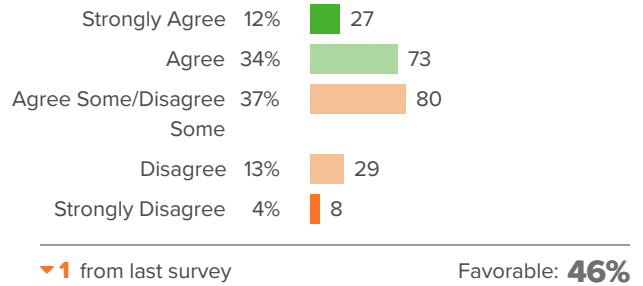
State average: **70%** Participating Alaska Districts

How did people respond?

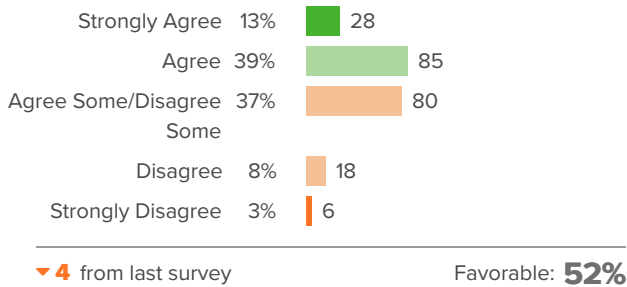
Q.1: I understand how experiences of trauma can affect a person's coping skills and behaviors.



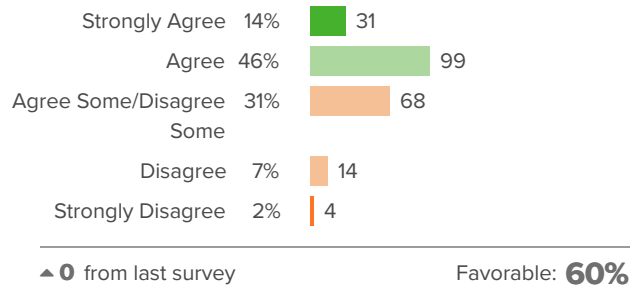
Q.2: At my school, there are support systems to respond to trauma experienced by students



Q.3: At my school, I feel supported to respond to trauma experienced by students.

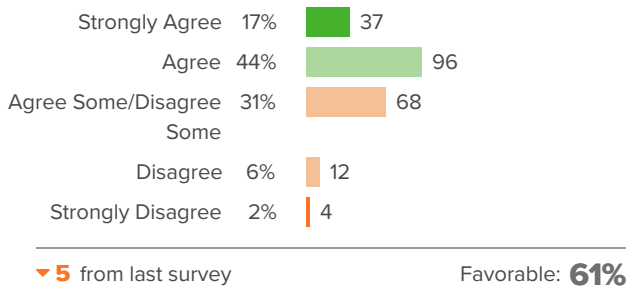


Q.4: I know specific skills and strategies I can use to help students who have experienced trauma to do well in our school.





Q.5: I know my role in supporting students experiencing trauma.



Q.6: I feel worn out in my work in ways that interfere with other parts of my life.

