



Northwest Arctic Borough School District

AASB Staff Survey

2017 School Climate & Connectedness Survey



Report created by
Panorama Education

Summary

Topic Description	Results	Comparison
<p>Cultural Connectedness</p> <p>Student and staff perceptions of their cultural identity, cultural responsiveness/sensitivity, and instructional equity.</p>	<p>62%</p> <p>▼ 2 since last survey</p>	<p>64% Rural Schools</p> <p>67% Alaska Statewide</p>
<p>Parent and Community Involvement</p> <p>Student and staff perceptions of parents' and community members' degree of involvement in their school. Higher scores are better because they reflect more favorable perceptions of parent and community involvement.</p>	<p>57%</p> <p>▼ 2 since last survey</p>	<p>61% Rural Schools</p> <p>67% Alaska Statewide</p>
<p>Peer Climate</p> <p>Student Survey: Students' perceptions of how respectful and helpful students are to one another. Staff Survey: Staff perceptions of how respectful and helpful students are to one another, and towards their teachers. Prior to 2016, the staff scale was called Respectful Climate. Higher scores are better because they reflect more favorable perceptions of peer climate.</p>	<p>54%</p> <p>▲ 1 since last survey</p>	<p>61% Rural Schools</p> <p>65% Alaska Statewide</p>
<p>School Leadership and Involvement</p> <p>Staff perceptions of the decision making of school leaders, as well as the fairness of school rules.</p>	<p>72%</p> <p>▲ 2 since last survey</p>	<p>70% Rural Schools</p> <p>72% Alaska Statewide</p>
<p>School Safety</p> <p>Student and staff perceptions of bullies and gangs at school, as well as community crime and violence that affect school life. Higher scores are better because they reflect more favorable perceptions of safety in schools and communities.</p>	<p>67%</p> <p>▲ 1 since last survey</p>	<p>77% Rural Schools</p> <p>79% Alaska Statewide</p>
<p>Staff Attitudes</p> <p>Staff perceptions of the competence of teachers and of teachers' attitudes toward their work.</p>	<p>77%</p> <p>▼ 5 since last survey</p>	<p>79% Rural Schools</p> <p>82% Alaska Statewide</p>
<p>Student Involvement</p> <p>Student and staff perceptions of student participation in school governance.</p>	<p>54%</p> <p>▼ 1 since last survey</p>	<p>54% Rural Schools</p> <p>58% Alaska Statewide</p>



Student Risk Behaviors: Delinquent Behaviors

Students and staff reported how often they observed students engage in delinquent behaviors at school and at school events within the past 12 months. Higher scores are better because they reflect more instances of "0 Times" or "1-2" times of delinquent behaviors in schools.

69%

▲ **3**
since last survey

75% Rural Schools

76% Alaska Statewide

Student Risk Behaviors: Drug and Alcohol Use

Observations of other students engaging in drug and alcohol use at school or school events within the past 12 months. Higher scores are better because they reflect more instances of "0 Times" or "1-2 times" of drug and alcohol use.

85%

▼ **1**
since last survey

92% Rural Schools

94% Alaska Statewide

263 responses

Cultural Connectedness

Your average

62%

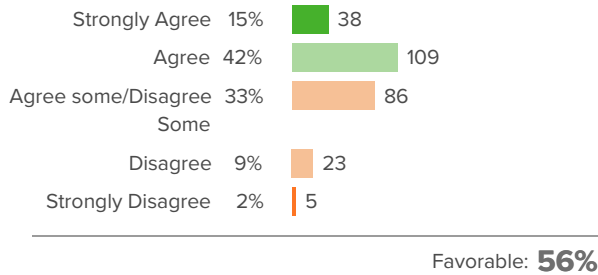
263 responses

Urban or Rural School average: **64%** Rural Schools

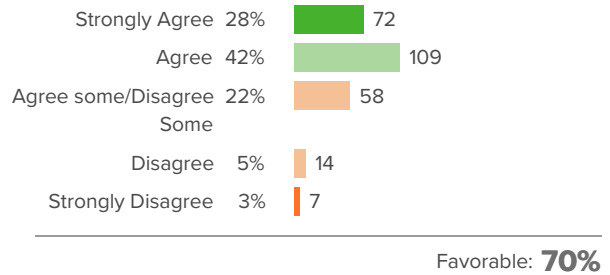
State average: **67%** Alaska Statewide

How did people respond?

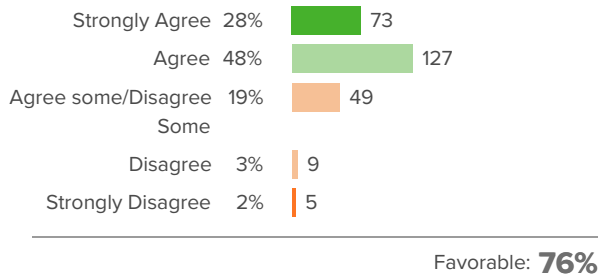
Q.1: Students in my school have a strong sense of belonging to their culture.



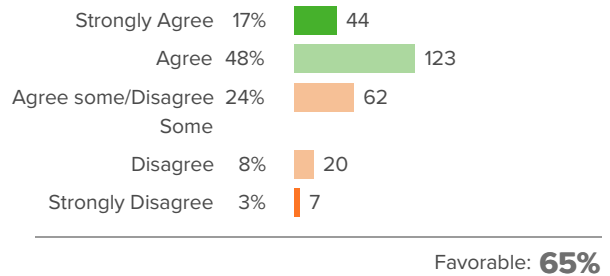
Q.2: In general, my culture is an important part of my self-image.



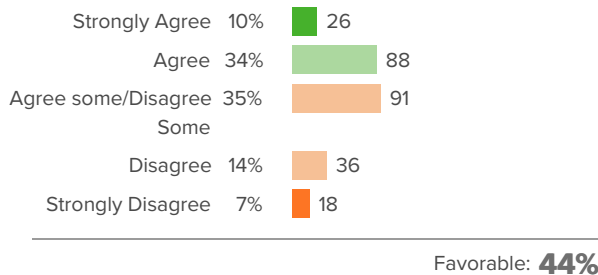
Q.3: This school values the language and cultures of students' families.



Q.4: This school prioritizes closing the racial/ethnic achievement gap.



Q.5: This school uses instructional materials that reflect the culture or ethnicity of its students.

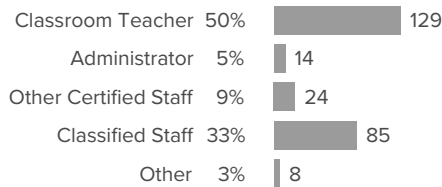




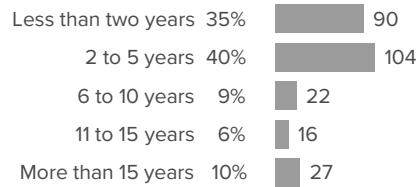
Demographics

How did people respond?

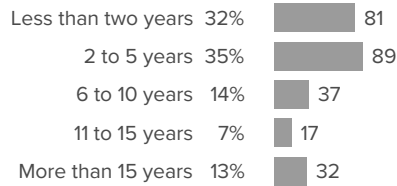
Q.1: What is your role in this school?



Q.2: How many years have you worked, in any position, in this school?



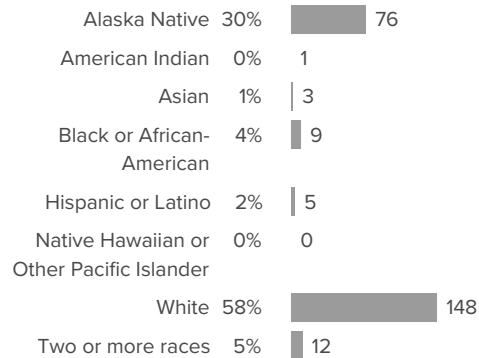
Q.3: How many years have you worked, in any position, in this district?



Q.4: What is your gender?



Q.5: Which groups describe you best? (Choose all that apply)



Parent and Community Involvement

Your average

57%

263 responses

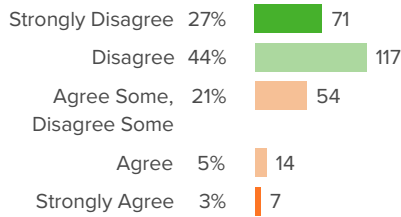
Change

▼ **2**

Urban or Rural School average: **61%** Rural Schools
State average: **67%** Alaska Statewide

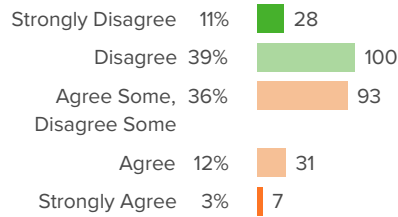
How did people respond?

Q.1: This school does not involve parents in most school events or activities.



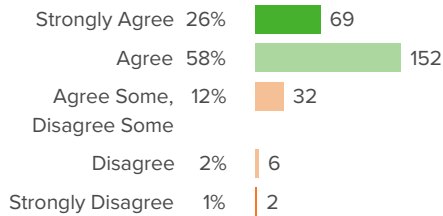
▼ **6** from last survey Favorable: **71%**

Q.2: At this school, it is difficult to overcome the cultural barriers between teachers and parents.



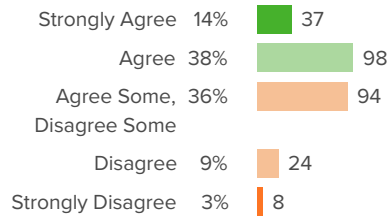
▲ **1** from last survey Favorable: **49%**

Q.3: The school is a welcoming place for families.



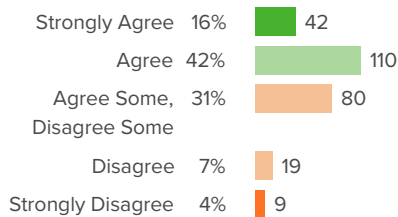
▲ **2** from last survey Favorable: **85%**

Q.4: Adults in the community support this school.



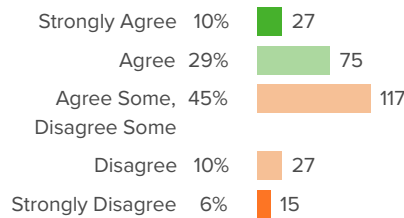
▼ **1** from last survey Favorable: **52%**

Q.5: Lots of parents come to events at this school.



▲ **0** from last survey Favorable: **58%**

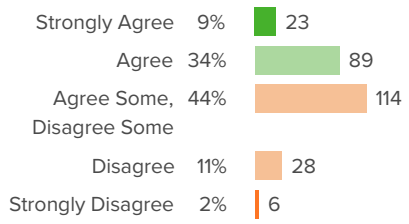
Q.6: Adults in the community encourage youth to take school seriously.



▼ **2** from last survey Favorable: **39%**



Q.7: Adults in the community know what goes on inside of schools.



▼ 9 from last survey

Favorable: **43%**

Peer Climate

Your average

54%

263 responses

Change

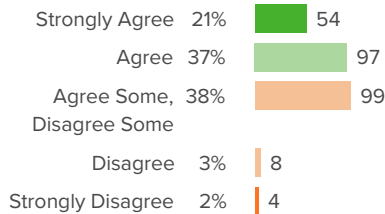
▲ 1

Urban or Rural School average: **61%** Rural Schools

State average: **65%** Alaska Statewide

How did people respond?

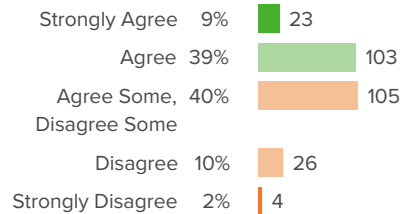
Q.1: At this school, students and teachers get along really well.



▼ 14 from last survey

Favorable: **58%**

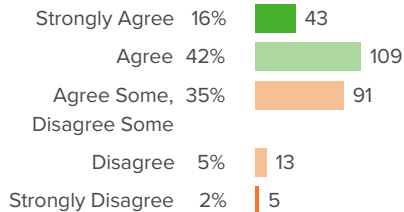
Q.2: Students in this school help each other, even if they are not friends.



▲ 7 from last survey

Favorable: **48%**

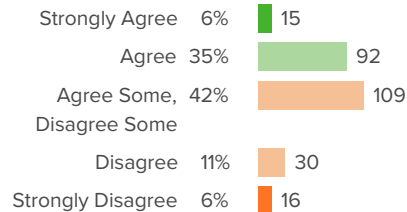
Q.3: Teachers and students treat each other with respect in this school.



▼ 4 from last survey

Favorable: **58%**

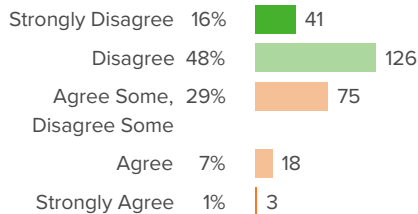
Q.4: Students in this school treat each other with respect.



▲ 10 from last survey

Favorable: **41%**

Q.5: The students in this school don't really care about each other.



▲ 6 from last survey

Favorable: **63%**

School Leadership and Involvement

Your average

72%

263 responses

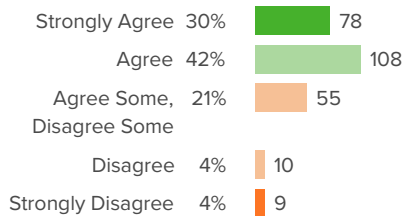
Change

▲ 2

Urban or Rural School average: **70%** Rural Schools
State average: **72%** Alaska Statewide

How did people respond?

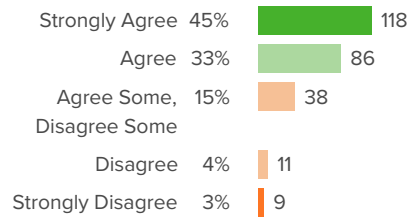
Q.1: At school, decisions are made based on what is best for students.



▲ 2 from last survey

Favorable: **72%**

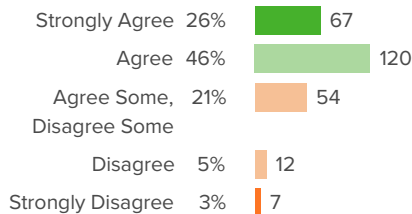
Q.2: I trust the principal will keep his or her word.



▲ 3 from last survey

Favorable: **78%**

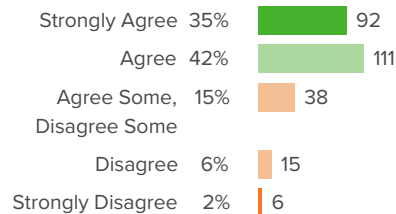
Q.3: The principal and other leaders in this school make good decisions.



▲ 3 from last survey

Favorable: **72%**

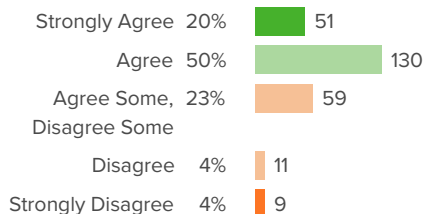
Q.4: The principal looks out for the personal welfare of school staff members.



▲ 4 from last survey

Favorable: **77%**

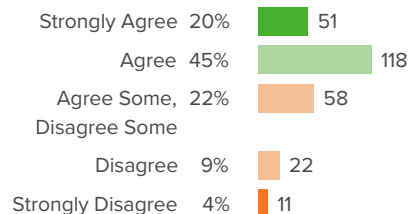
Q.5: I am satisfied with my involvement with decision-making at this school.



▼ 2 from last survey

Favorable: **70%**

Q.6: When students break rules, they are treated fairly.

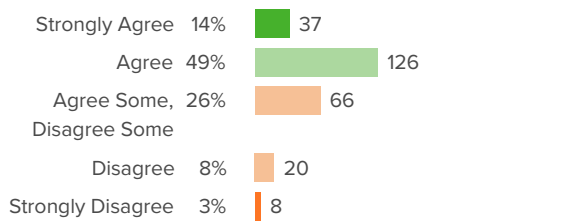


▲ 1 from last survey

Favorable: **65%**

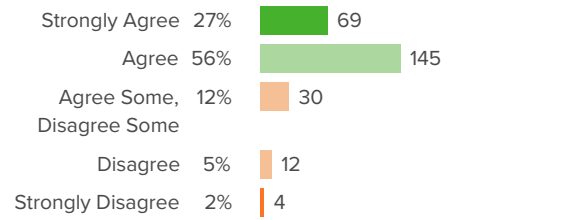


Q.7: School staff members have a lot of informal opportunities to influence what happens here.



▼ **1** from last survey Favorable: **63%**

Q.8: The work rules at this school are fair.



▲ **5** from last survey Favorable: **82%**



School Safety

Your average

67%

263 responses

Change

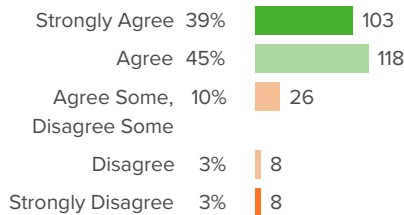
▲ **1**

Urban or Rural School average: **77%** Rural Schools

State average: **79%** Alaska Statewide

How did people respond?

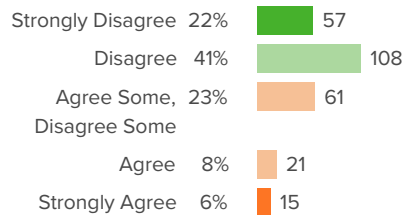
Q.1: I feel safe at my school.



▼ **3** from last survey

Favorable: **84%**

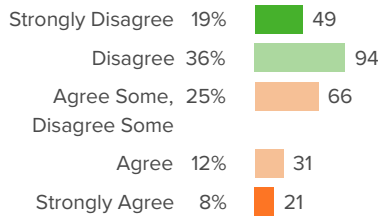
Q.2: This school is being ruined by bullies.



▲ **5** from last survey

Favorable: **63%**

Q.3: This school is badly affected by crime and violence in the community.



▲ **2** from last survey

Favorable: **55%**



Staff Attitudes

Your average

77%

263 responses

Change

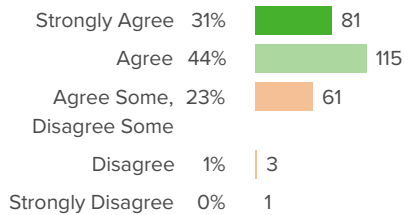
▼ **5**

Urban or Rural School average: **79%** Rural Schools

State average: **82%** Alaska Statewide

How did people respond?

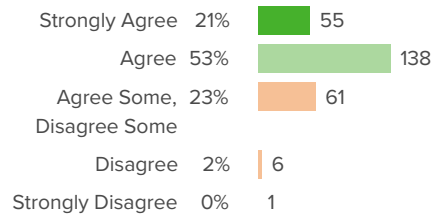
Q.1: The teachers at this school are good at their jobs.



▼ **10** from last survey

Favorable: **75%**

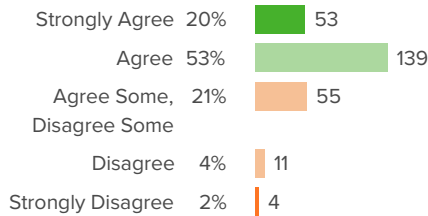
Q.2: Teachers here set high standards for themselves.



▼ **7** from last survey

Favorable: **74%**

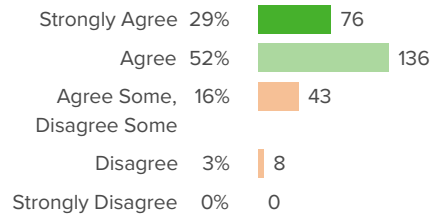
Q.3: In this school, staff members have a 'can do' attitude.



▲ **2** from last survey

Favorable: **73%**

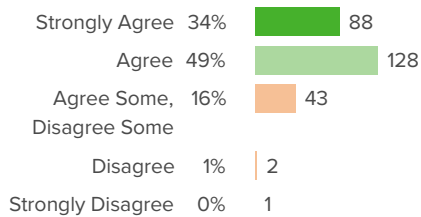
Q.4: Teachers and staff in this school believe that all students can do good work.



▼ **1** from last survey

Favorable: **81%**

Q.5: Teachers here are nice people.



▼ **7** from last survey

Favorable: **82%**

Student Involvement

Your average

54%

263 responses

Change

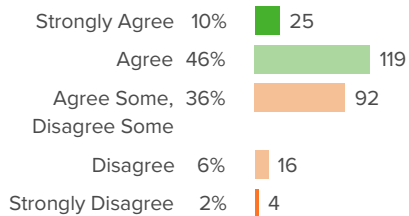
▼ **1**

Urban or Rural School average: **54%** Rural Schools

State average: **58%** Alaska Statewide

How did people respond?

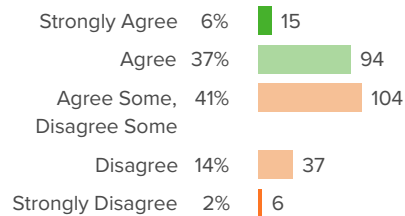
Q.1: In this school, students are given a chance to help make decisions.



▼ **1** from last survey

Favorable: **56%**

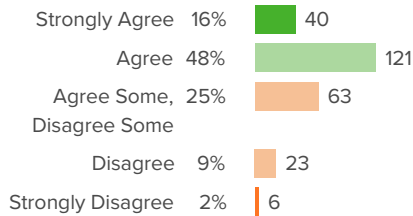
Q.2: Students are involved in helping to solve school problems.



▼ **3** from last survey

Favorable: **43%**

Q.3: The principal asks students about their ideas.



▲ **1** from last survey

Favorable: **64%**



Student Risk Behaviors: Delinquent Behaviors

Your average

69%

263 responses

Change

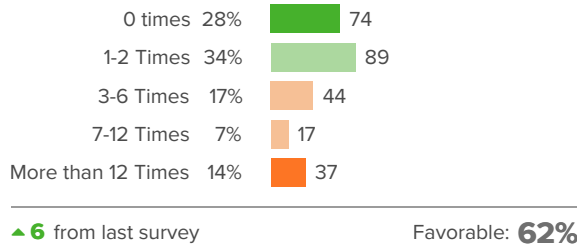
▲ 3

Urban or Rural School average: **75%** Rural Schools

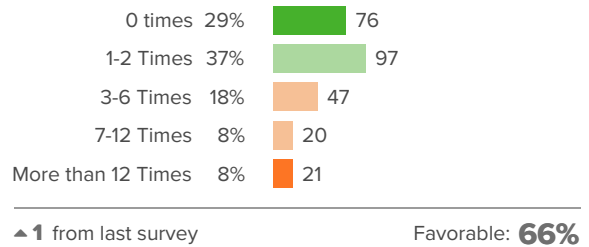
State average: **76%** Alaska Statewide

How did people respond?

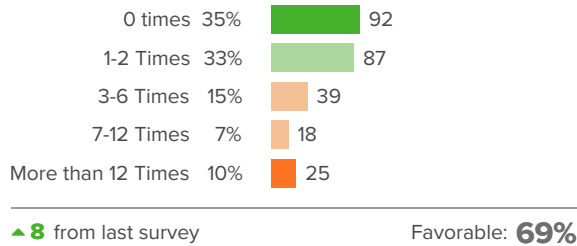
Q.1: Destroy things (such as school property, or people's personal items)



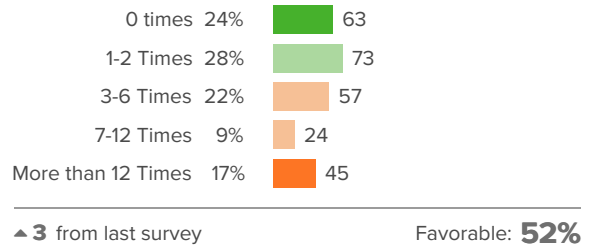
Q.2: Get into fights with other students



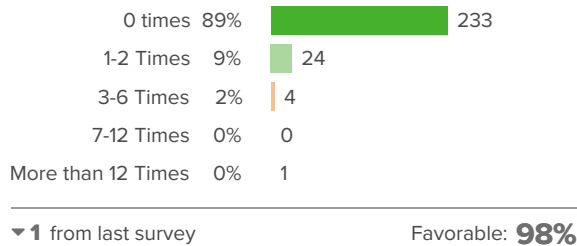
Q.3: Steal things (such as taking things from the school or other people)



Q.4: Threaten or bully students



Q.5: Carry weapons (such as knives or guns)





Student Risk Behaviors: Drug and Alcohol Use

Your average

85%

263 responses

Change

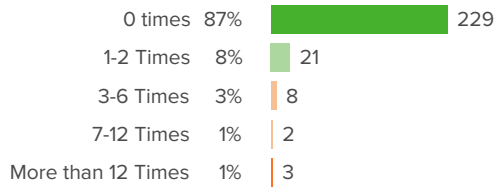
▼ **1**

Urban or Rural School average: **92%** Rural Schools

State average: **94%** Alaska Statewide

How did people respond?

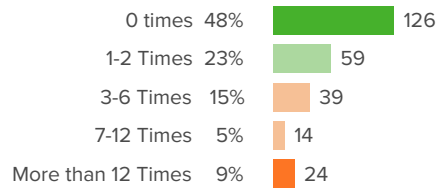
Q.1: Under the influence of drugs (such as meth, heroin, cocaine, etc.)



▼ **2** from last survey

Favorable: **95%**

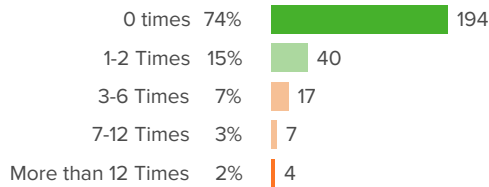
Q.2: Under the influence of marijuana



▲ **0** from last survey

Favorable: **71%**

Q.3: Under the influence of alcohol (such as beer, wine, liquor, such as vodka or whiskey, etc.)



▼ **2** from last survey

Favorable: **89%**